

Cavan County Council



Budget 2017

CONTENTS

	PAGE
County Manager's Report	1- 5
Reports for Division A – H	6 - 51
Appendices A to D	52 - 56
Table A - Calculation of Annual Rate on Valuation Summary by Service Division	57
Table B - Expenditure & Income for 2017 & Estimated Outturn for 2016	58 - 65
Table C - Calculation of Base Year Adjustment for Financial year 2017	66
Table D – Analysis of Budget 2017 - Income from Goods & Services	67
Table E - Analysis of Budget 2017 – Grants & Subsidies	68
Table F - Comprises Expenditure & Income by Division to Sub Service Level	
Housing & Building	69-71
Road Transport & Safety	72-74
Water Services	75 -76
Development Management	77- 79
Environmental Services	80 - 82
Recreation & Amenity	83- 84
Agriculture, Education, Health & Welfare	85 - 86
Miscellaneous Services	87 - 89
Appendix 1 – Summary of Central Management Charge	90
Appendix 2 – Summary of Local Property Tax Allocation	91
Certificate of Adoption	92

CHIEF EXECUTIVE REPORT

Courthouse,
Cavan.
17th November 2016

Dear Cathaoirleach and Members

Introduction

I enclose, for your information and consideration, the Draft Budget of Expenditure and Income for Cavan County Council for year ending 31st December 2017. The finalisation of the budget was extremely challenging given the gap between the funding available and desirable funding to drive the development of the county, operate manage and protect infrastructure and provide services to a growing population. Given all the competing demands the budget has been finalised after consideration of organisational priorities and efficiencies for 2017. The Minister for Housing, Planning Community and Local Government has determined the period November 1st to November 30th 2016 as the prescribed period for County Council's to hold their 2017 budget meetings while the Elected Council is required by statute to make a decision in relation to the rate of Local Property Tax before 30th September annually and Cavan Co. Co. has already made a decision in relation to maintaining the current level of Local Property Tax. In accordance with the legislation I have consulted with the Corporate Policy Group in the preparation of the Draft Budget. I have also consulted the Municipal District Members by preparing a draft budgetary plan for each Municipal District setting out proposals for the General Municipal Allocation and have taken account of the Municipal Draft Budgetary Plans as adopted.

Local authorities are required by law to adopt a budget that is sufficient to meet their proposed expenditure – total estimated expenditure must be met with total estimated income from commercial rates, local property tax, charges for goods and services, and government grants. Every attempt has been made to minimise any necessary reduction in services and to maximise discretionary sources of income as in the past. The current funding model for Local Government limits the capacity to increase income for counties like Cavan who are net beneficiaries from the equalisation fund and whose income from the Local Government Fund has remained static since 2014. Other national policy decisions also place pressure on the Council's financial position; revision of global rateable valuation, Lansdowne Road and Haddington Road Agreements, introduction of the Housing Assistance Payment, transition of non domestic water billing to Irish Water and increased insurance costs. At last years budget meeting I outlined the need to develop a long term financial strategy for increasing income to provide quality services to our communities and further developing the economic social, environmental & cultural life of our county. A number of meetings were held in committee in relation to this matter and my recommendation for adoption of the budget for 2017 is based on discussions held at these meetings.

In addition to adopting the budget for the coming year, Elected Members must also determine the Annual Rate on Valuation that should be levied on commercial properties.

The Draft Budget is based on a revised and harmonised Annual Rate on Valuation of €59.12 for the whole of the county. This ARV is among the lowest in the country and has remained unchanged since 2008. The revised ARV provides for the harmonisation of rates for the county as a whole by eliminating the base year adjustment for the former Cavan Town Council area in the current year. The cost of the elimination of the Base Year adjustment is offset by revising the ARV for the whole County to €58.58. I am also recommending that the ARV be increased by 0.96% to €59.12. This is the only possible option in order to meet our statutory obligations while still providing services to a growing population and without which it would not be possible to balance the books without significant cuts

Economic, Local and Community Development Role

Cavan County Council completed the development of the 6 year Local Economic and Community Plan during 2016. The Plan was adopted by the elected Council in February and was launched in September. The economic elements of the plan were developed by the Economic Development and Enterprise SPC while the Local Community Development Committee developed the community elements of the Plan. The plan sets the agenda for the economic and community development of the county and has the democratic mandate of Cavan County Council. The Council also has an important oversight role in driving the delivery of the plan and in providing leadership to agencies, the business, voluntary and the wider community sectors. Financial management of the Social Inclusion Community Activation Programme and the LEADER programme comes within the remit of the Council and the national launch of LEADER Local Development Strategies for the whole country was held in Virginia. The actual programme will be managed and delivered by the LCDC in partnership with Breifne Integrated.

The promotion of economic development is now more important than ever following the outcome of the Brexit vote in June. Cavan County Council is working with all the border counties and Councils in Northern Ireland to assess the possible impact of brexit on the local economies and communities. There are many unknowns at this stage and initially it will be necessary to scope and define the likely impact of a soft and hard brexit. Cavan Co Co is also progressing the implementation of the North East Regional Action Plan for Jobs and work has commenced on implementing the objectives of the Local Economic and Community Plan. The Economic Advisory Forum has been established, The Digital Strategy is well developed and will include supporting the rollout of the National Broadband Plan, establishing a digital hub as well as training and education. Town revitalisation and renewal is underway with the establishment of town teams, funding supports and the Rural Economic Development Zones. A food Strategy is almost completed and will build on the success of the Taste of Cavan. There are many opportunities in the area of Tourism and Recreation and a five year Tourism Strategy is being developed. The development of this strategy will assist in drawing down funds from Failte Ireland under Irelands Ancient East initiative. The promotion of the County as a location for foreign direct development continues and consultations have commenced on the development of a Diaspora Strategy. The PEACE 4 partnership Plan has been submitted and approval is expected before the end of 2016 with funding beginning to flow in 2017. Five year plans for Heritage, Culture and the Libraries are also being developed with consultation underway. The roadmap for the economic,

social, cultural and community development of the county will be fully in place by early 2017 and implementation and delivery of the objectives will require executive and political leadership at all levels, financial resources, cooperation of other agencies and the community as well as staff development and engagement.

During 2016 the council continued to provide a full range of services that are vital to the functioning of the County. The cumulative effect of the continuous budget reductions in recent years is putting pressure on the Council's ability to continue delivering basic services and community supports. These services and supports play a very important role in promoting and enabling the development of County Cavan and it is essential that they are not eroded any further. Strong progress has already been made on reducing costs and enhancing productivity in the Council. Since the embargo on recruitment in 2008 staff numbers have been reduced significantly and the commitment of staff to maintaining and ever improving the level of service to our customers has to be acknowledged. This is being achieved despite the reduction in staff numbers and increased activities in many areas. The Council is expected to deliver more with less and is committed to supporting staff in the continuous development of their skills and competencies to enable them to meet the ever changing demands placed upon them. The draft budget provides for total expenditure of €57,891,649 (Appendix A), income of €34,855,264 resulting in net expenditure of €23,036,385 the net expenditure is financed by the Local Property Tax General Purposes Grant of €9,480,501, and rates income of €13,555,884. The total income required to meet this expenditure is derived from the following sources (Appendix B):

(a) Government Grants

(1) Local Property Tax Allocation	€ 9,480,501
(2) Road Grants	€9,444,781
(3) Other Government Grants	€ 12,079,210
Sub Total	€31,004,492

(b) Irish Water

Service Level Agreement	€3,636,628
-------------------------	------------

(c) Monies raised from own resources

(1) Proceeds of sales of goods & Services	€9,694,645
(2) Rates on commercial property	€13,555,884

Sub Total	€23,250,529
-----------	-------------

Total (a) + (b) + (c)	€57,891,649
-----------------------	-------------

Road Grant expenditure and income of €9,444,781 represents the amount of initial road grants allocated for 2016. In the same way as last year the road grant expenditure and income figure will be adjusted when we receive notification of our road grants allocation for 2017 and the roadwork's scheme will be prepared and placed before you for consideration.

The Councils Local Property Tax allocation for 2017 is €9,480,501 this incorporates pension related deduction outturn for 2014 and this is consolidated into local property allocation baseline. Whilst this has resulted in the same level of funding from both these sources of income as received in 2014 this is a positive development in that pension related deduction income is due to decrease further in 2017 as a result of adjustments to rates as part of Lansdowne Road Agreement .Pension Related deductions currently retained by local authorities as an income stream will from 2017 onwards be remitted directly to the Exchequer. The budget for operating water services function under Service Level Agreement with Irish Water has not been finalised for 2017 and budget reflects estimated expenditure for provision of water services function with a corresponding income figure .The Department have advised that they will fund 90% of impact of part of the unwinding of Financial Emergency Measures in the Public Interest Acts legislation under Lansdowne Road Agreement in 2017 this is estimated to amount to €180,656 in 2017.

The total estimated income provided for in the draft budget, exclusive of rates, amounts to €44,335,765 leaving a balance of €13,555,884 to be raised by way of rates on industrial and commercial property.

The draft budget provides for the elimination of base year adjustment in respect of former Cavan Town Council area and the harmonisation of rates between the former Cavan Town Council area and the remainder of the County. The cost of harmonisation based on current annual rate on valuation is €396,630.39, this requires an increase in the annual rate on Valuation of €1.73 from €56.85 to €58.58 the balance of €0.54 increase in annual rate on valuation to €59.12 is needed to fund additional net expenditure of €123,818.90 in 2017 . The impact of increase in annual rate on valuation for properties in former Cavan County Council area with a valuation of €45.00 or less, that is 70.76% of all properties will result in an increase in rates of €102.15 per annum or less, the average increase for these properties is €44.69 per annum. The proposed annual rate on valuation of €59.12 for 2017 will still leave this Councils annual rate on valuation the fifth lowest in respect of the twenty five local authorities who have not been subject to revaluation and €7.37 lower than average annual rate on valuation in 2016 in respect of these authorities. The effective valuation for rating purposes for the whole County amounts to €229,294.25, the former Cavan Town Council area represents €27,601.28 of this total valuation. This is the first time there is a proposed increase in annual rate on valuation since 2008 and it arises mainly from proposal to harmonise annual rate on valuation. This is considered the most appropriate and sustainable policy to pursue in order that Council can continue to provide current level of services across all service areas. The proposed annual rate on valuation is based on the challenges faced by business but balanced against the need to provide services which are essential for business to thrive. In respect of rated properties in the county excluding the former Cavan Town Council area the following is noteworthy:-

- 29 % have valuations of €15.00 or less
- 56.84 % have valuations of €30.00 or less
- 70.76 % have valuations of €45.00 or less

The amounts provided in the draft budget are sufficient to maintain essential services and the existing level of services generally. The following pages set out in detail the Council's proposals for expenditure and income and review of our operations generally under each Division. In addition, as requested by you, the main features of the draft budget are graphically illustrated.


Conclusion

The Local Economic and Community Plan will set out a six year development strategy for the development of County Cavan. Since the adoption of the plan many plans and policies have been developed to guide the delivery of the LECP objectives. The overall aim is to enable the generation of business and jobs in the local economy, to engage with our citizens and improve their quality of life and to work in collaboration with other bodies and agencies. It will be challenging to deliver the benefits outlined and will need a combination of financial resources, a well led competent organization with a common sense of purpose among Elected Members, staff and the community.

I wish to record my appreciation and thanks to you, former Cathaoirleach, Councillor Paddy Smith, current Cathaoirleach, Councillor Fergal Curtin, the Corporate Policy Group and to each member of Cavan County Council, for your support and co-operation during 2016. The budget is a reflection of the ongoing partnership between elected councillors and the executive of the Council. The input of Director of Services Ger Finn, Joe McLoughlin and Eoin Doyle and other Senior County Council staff in to the budget process has been most effective and will feed in the compilation of business plans early in 2017. I would also like to record my general appreciation of the assistance and co-operation of other members of staff, for the manner in which they have performed and their future role in delivery on the many measures provided for in this document.

The detailed draft budget which you have before you was prepared by Mr. Des Maguire, Head of Finance, and I would like to again pay tribute to his very efficient, loyal and diligent approach to financial management and his contribution to ensuring that Cavan Co. Co. is in a good financial position. It has been a very difficult year to achieve a balanced budget while preserving services.

I recommend this Budget for adoption.

A handwritten signature in black ink, appearing to read 'Tommy Ryan', written in a cursive style.

Tommy Ryan
Chief Executive
17th November 2016

Division A

HOUSING AND BUILDING

HOUSING CONSTRUCTION REPORT 2016

The 2016 Capital Allocation for Housing Construction was allocated as follows:

(i) Housing Construction/Acquisition Programme	€ 3,600,000
(ii) Voluntary CLSS & CAS	€ 566,500
(iii) Energy Retrofit Programme	€ 732,700
(iv) Voids Programme	€ 312,600
Total	€ 5,211,800

€1.78 million has been announced to provide 14 new social housing units in Butlersbridge and Ballyhaise. Consultants have been appointed to prepare tender documents for design and construction of 6 No units in Butlersbridge and for 8 No units in Woodlands, Ballyhaise.

In 2016 approval of €901,268 was received for the construction of a further 8 no. units at Rosehill, Mullagh. Consultants for design and construction of these units will be appointed by the end of November 2016.

It is anticipated that construction will commence on these schemes in 2017.

SOCIAL HOUSING:

The following works were carried out in 2016 under the SHIP Acquisition Programme

- Acquisition of 30 no units in various locations

ENERGY RETROFIT PROGRAMME

In 2016 energy upgrade works were completed on 400 units at various locations throughout the county under this scheme. The scheme included for the following works;

- Attic and Wall Insulation
- Draught Proofing
- BER Certifica

Government. The number of cases who joined RAS to date in 2016 is 28 for private rented accommodation and 6 from the Voluntary Housing sector.

Currently there are 61 RAS tenants accommodated in voluntary housing and 505 in private rented accommodation.

ESTATE MANAGEMENT

Cavan County Council employs a Housing Liaison Officer (HLO) to work full time with tenants, in the local authority estates across the county.

The role of the HLO is:

- To deliver pre-tenancy training to all new tenants
- To assist new tenants at the time of moving in
- To set up and support residents groups
- To provide details of Estate Enhancement Grant Schemes
- To organise the annual Estate Awards Ceremonies
- To investigate breaches of tenancy

The Council has developed close links with its tenants, by being accessible and supportive to residents and the wider community. In 2016 a total of 41 pre tenancy training sessions were held. 146 tenants attended and received pre - tenancy training. When new tenants get their key, they are welcomed, they have the conditions of their tenancy agreement explained to them and they are given information on how to get involved with their local residents' group.

Participation and Inclusion

Tenants are encouraged to play a full part in the life of their community and to work actively with the Council, to assist in the management of their estates.

By working in partnership, estate groups and the Council produce an annual estate enhancement plan the purpose of which is to improve and maintain the appearance of streets and estates. It also aims to encourage neighbours to be included, to work together and to participate in developing any plans for their street.

Estate Enhancement

Estate Enhancement proposals are taken every year from the residents of our local authority estates. The proposals are developed entirely by the street groups themselves and once approved, receive grant funding from the Housing Department.

ESTATE GRANT AND AWARDS SCHEME

An Estate Grant and Awards Scheme was introduced by the Housing Department in 2008, with the aim of supporting those involved in the care and maintenance of public spaces in social housing areas. A total of 78 Local Authority Estates participated in 2016. Interest in the scheme continues to grow with new estate groups entering the scheme every year since its introduction.

TRAVELLER ACCOMMODATION PROGRAMME

The Local Traveller Consultative Committee consists of Elected Members, Traveller representatives, and County Council officials. A five year programme has been adopted through consultation with the Traveller representatives. 46 families are to be accommodated over the 5 year period 2014-2018. The programme is on target with 10 no. families having been accommodated in 2014, 10 no. in 2015 and 8 no. to date in 2016.

PRIVATE RENTED DWELLINGS

The Residential Tenancies Act 2004 provided, with effect from 1st September, 2004, for the registration by landlords of the tenancy of a dwelling with the Private Residential Tenancies Board (PRTB). The local authority continues to be responsible for the enforcement of the standards. The total number of inspections to 30/09/2016 is 693

HOUSING AID FOR OLDER PEOPLE

The maximum grant payable under this scheme, €8,000 or 95% of the cost of the works will be available to those with gross annual household incomes of less than €30,000, tapering to 30% for those with incomes of between €50,001 and €60,000. The number of grants paid to date in 2016 was 76.

HOUSING ADAPTATION GRANT SCHEME FOR PEOPLE WITH A DISABILITY

The maximum grant under the Housing Adaptation Grant Scheme for People with a Disability as set out in Departmental guidelines is €30,000 or 95% of the cost of the work and is available to applicants, whose gross household income is less than €30,000, tapering to 30% for those with incomes between €50,001 and €60,000. The number of grants paid to date in 2016 was 36.

MOBILITY AIDS HOUSING GRANT

The maximum grant aid for the Mobility Aids Grant Scheme is €6,000 or 100% of the cost of the work, whichever is lesser. The number of Mobility Aids Grants paid to date in 2016 was 33. The total expenditure incurred to date on all three housing grants in 2016 was €1,098,826

HOUSING MAINTENANCE

A sum of €570,000 is included in the budget for housing maintenance. This funding will be used to undertake;

- Ordinary maintenance
- Planned maintenance
- Pre letting repairs

Division B

Roads Transportation & Safety

Infrastructure, Cultural Affairs and Housing Accommodation

1. Roads Infrastructure Overview

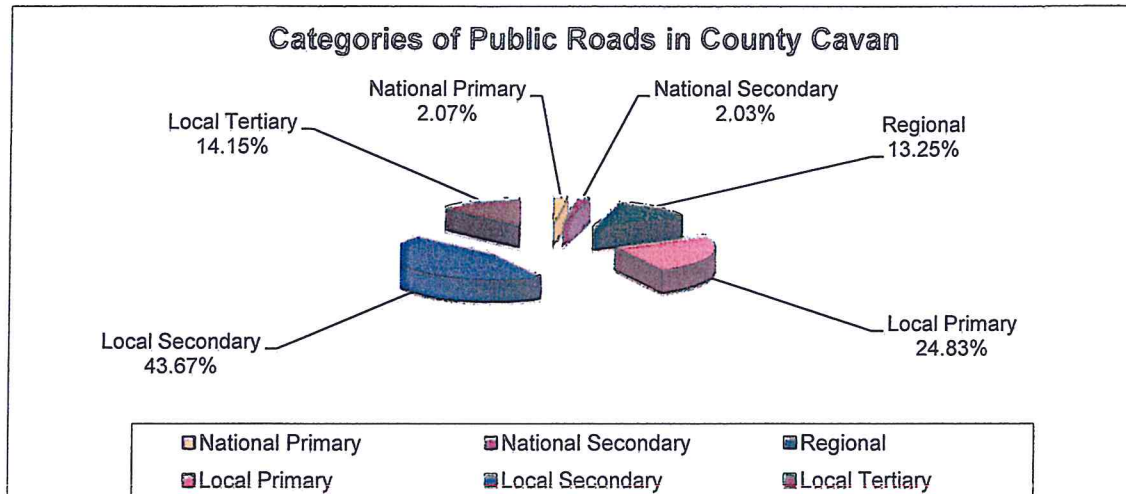
Cavan County Council is responsible for the maintenance and improvement of all National, Regional and Local roads within the County. In total, Cavan County Council is responsible for the maintenance of in excess of 3,000km (1,880 miles) of public road annually.

1.1 Cavan Road Network Classification

The total estimated value of the road network in the County is over €1.1billion, with the Regional and Local Road network accounting for €1 billion of this total. There are a total number of 779 road bridges (span greater than 2 metres) in the county.

Category	Road Type	Length (Kilometres)
National	National Primary	62.21
	National Secondary	61.07
Non –National	Regional	399.14
	Local Primary	747.83
	Local Secondary	1315.08
	Local Tertiary	426.03
Total		3011.36

The total length of public roadway in County Cavan is 3,011km.



2.0 Funding

Funding for the improvement and maintenance of public roads in Cavan comes primarily from three sources. Transport Infrastructure Ireland (TII), provides funding for National Roads with the Department of Transport, Tourism and Sport (DTTAS) providing funding for the Regional and Local Road Network. Technical and administrative backup for this funding is provided by the TII as required. Cavan County Council provides a substantial annual allocation from own resources towards the upkeep of the Local and Regional Road Network.

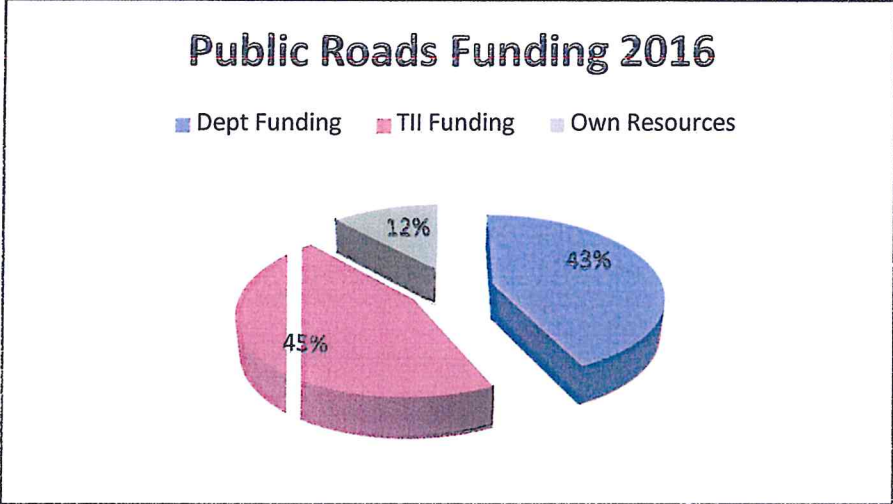
2.1 2016 Funding Allocations

The table below shows the funding allocated by each funding source for each road category.

Road Category	Funding Source	Initial Allocation
National Roads	Transport Infrastructure Ireland	€ 8,894,570
Non National Roads	Dept. of Transport, Tourism & Sport (DTTAS)	€ 8,450,211
Non National Roads	Cavan County Council	€ 2,326,379
		€ 19,671,160

2.2 Cavan County Council Contributions

At the start of 2016, Cavan County Council provided €2.32 million of its own resources towards the Maintenance and Improvement of the Non National Roads Network (Local and Regional Roads). This demonstrated the Council’s ongoing commitment to maintaining its roads network.



2.3 Additional Allocations

During 2016 Cavan County Council was able to avail of additional TII and DTTAS funding. This was primarily due to projects being ready in advance and an emphasis on maximising income into the county for the improvement of our roads infrastructure. As a result of the flooding event of December 2015 the DTTAS provided €2.9 million of Severe Weather Funding for the raising and repair of roads. Also an additional €300,000 (€100,000 per Municipal District) was provided by Cavan County Council for footpath repairs. The table below shows the additional allocations obtained.

Road Category	Funding Source	Initial Allocation	Additional Allocations	Total Funding
National Roads	Transport Infrastructure Ireland (TII)	€ 8,894,570	€ 753,100	€ 9,647,670
Non National Roads	Dept. of Transport, Tourism & Sport (DTTAS)	€ 8,450,211	€ 2,900,000	€ 11,350,211
Non National Roads	Cavan County Council	€ 2,326,379	€ 300,000	€ 2,626,379
		€ 19,671,160	€ 3,953,100	€ 23,624,260


3.0 National Roads

The National Primary road network consists of the N3 and N16. The N3 is the Dublin/Enniskillen/Ballyshannon Road; the N16 is the Sligo/Enniskillen Road. The National Secondary network consists of the N54 Cavan/Monaghan road between Butlersbridge and the County Boundary at Leggykelly, the N55 Cavan/Athlone road and the N87 from Staghall Roundabout, Belturbet to the Border at Swanlinbar.

3.1 Major Schemes

3.1.1 N3 Butlersbridge Belturbet

Whilst this project was fully opened to the public in December 2013, works are on-going in relation to defects remediation. The arbitration process to deal with contractual disputes that arose on the main construction contract was completed in 2016. The result of this arbitration was in favour of Cavan County Council.



Extradosed Type Bridge over the River Erne

3.1.2 N55 Corduff to South of Killydoon

Phase A, which involves a 3km realignment of the N55 to the south of Ballinagh, progressed rapidly during 2016. Cavan County Council appointed Designers Roughan & O'Donovan Ltd. / AECOM Ltd JV to carry out the Detailed Design for Phases 1 and 2. The detailed design was completed and tenders for the construction phase issued in September 2016.

Following the approval of the Compulsory Purchase Order, the land acquisition element of the project has progressed. The construction stage of this project is due to commence in Quarter 1 2017.

3.1.3 N55 Dundavan - Mullaghoran

This scheme was substantially completed in 2013. During 2016 some works continued in relation to minor accommodation works for landowners and some additional road safety improvement works

3.2 National Road Safety Schemes

Construction works for the N3 Virginia Main Street Phase 1 – Signalisation of the N3/R178

Junction was substantially completed in 2016 and Preliminary Design was commenced for the next Phase 2 through the Main Street.

In addition, the design and tender stages were completed for the N55 Corrakane HD15 Scheme.

3.3 National Road Bridge Projects

At the end of 2015, Cavan County Council received an allocation of €2,138,390 from the TII/NRA for repair and rehabilitation works on nine national road bridges in the County. These are Beaghy Bridge, Billis Bridge and Virginia Bridge on the N3 and Doon Bridge, Derryginny Bridge, Killycrin Bridge, Borim Bridge, Cladagh Bridge and Drumconra Bridge on the N87. The contract was awarded to John Craddock Ltd. Construction work commenced in early May and was substantially complete by the end of 2016.

3.4 National Road Pavement Overlays Schemes

RPS Consulting Engineers were appointed for the design of a 6.5km pavement overlay on the N3 Raheelagh to the Kilmore Roundabout scheme. Detailed design and the preparation of tender documents was completed and the tender process commenced. The construction stage of this project is planned to commence in Quarter 1 2017.

In addition, approval was given by TII for the procurement of Consultants for three more schemes: the N3 Maghera to Virginia, the N3 Dublin Road Roundabout and the N87 Lisnamaine to Raghaghan.

4.0 Regional & Local Roads

4.1 2016 Road Works Programme

A grant of € 8,450,211 was allocated to Cavan County Council at the start of 2016 for the improvement and maintenance of Regional and Local roads in the county. Works generally consisted of drainage improvement, strengthening with granular and macadam materials and surface dressing. The 2016 RWP was delivered through the three Municipal Districts.



Lackenmore Bridge, Ballyjamesduff – post repair.

4.4 Community Involvement Schemes

Cavan County Council's Roads and Transportation section continues to support Community Involvement in the improvement of Local Roads. In 2016, 4 Community Involvement Schemes were funded out of the Council's Restoration Improvement Grant, with the applicants providing 20% of the cost of the works. These schemes were located at Coralee, Tonyfoyle, Lavey & Tierlahood

5.0 Road Maintenance

Ongoing maintenance of the road network is critical in maintaining the investment of improvement works of previous years. The table below shows the value of maintenance works carried out during the year on each road type.

Road Category	Kms	Maintenance Costs 2016 (€)
National Primary	62	355,866
National Secondary	61	204,697
Regional	399	411,885
Local	2489	3,038,387
Total	3011	4,010,835

5.1 National Road Maintenance

During 2016 Cavan County Council has received €560,563 in funding for maintenance of the national primary and secondary network in Cavan under the Winter Maintenance, Route Lighting and Ordinary Maintenance programmes.

5.2 Regional & Local Road Maintenance

In 2016 the DTTAS provided an allocation of €1.94m in the form of a Discretionary Grant specifically for the maintenance of the Regional & Local Road network. Cavan County Council provided an additional €1.51m from its own resources for the same purpose. The principle maintenance operations included drainage and surface repair work.

5.3 Winter Maintenance

Cavan County Council treats a designated 530km of the Road network as part of its Winter Maintenance Service which accounts for 18% of the entire network. A Winter Service Response Plan and maps of the salting routes are posted on the Council's Website for public viewing. The National Road Network is prioritised as it carries the greatest volume of traffic and caters for higher speeds. Winter Maintenance is carried out as a pre-treatment on the basis of forecast conditions.

6.0 Public Lighting

Cavan County Council provides and maintains Public Lighting to a total of 29 towns and villages. Throughout the year the Council upgraded sections of the lighting infrastructure within each of the three Municipal Districts, including the use of LED technology which

reduces the energy and maintenance costs and decreases carbon emissions. SSE Airtricity Utility Solutions Ltd is the Council's Maintenance Contractor for public lighting and Energia provide the supply of unmetered electricity.

7.0 Smarter Travel

7.1 Active Travel Towns 2014-2016

Cavan County Council secured an allocation of €500,000 for the partial implementation of Phase 2 of the Cavan Town and Environs Walking and Cycling Strategy. This allocation from the DTTAS has been provided for the provision and upgrade of pedestrian and cycling infrastructure in Cavan Town at St Clare's School, the R188 Cootehill Road, the L2012 and the L1523 Loreto Road. The planning and design work was completed for all elements of the project in 2016, construction was commenced and was substantially completed in 2016.



New layout at St. Clare's Junction, Cavan Town

7.2 Cavan Leitrim Railway Greenway

Cavan and Leitrim Local authorities are working in partnership on the development of this Greenway project. This 54km Greenway development plans to utilise the old railway that ran from Belturbet in County Cavan through Tomkin Road, Ballyconnell, Ballyheady, Templeport, Killyran, Garadice, Ballinamore, Lawderdale, Fenagh, Adoon, Rosharry, Mohill and Dereen to Dromod in

County Leitrim. This Greenway Project is being developed in conjunction with the local community groups and development associations along the proposed route.

Cavan County Council as the lead authority, following a procurement process, appointed Roughan & O'Donovan Consulting Engineers to prepare a detailed Preliminary Design and to carry out AA Screening and EIA Screening for the project. This work was substantially completed in 2016 and Cavan County Council submitted a funding application to Fáilte Ireland for the scheme.

7.3 Sligo Leitrim Northern Counties Railway Greenway

Cavan County Council, Fermanagh & Omagh District Council and with Leitrim County Council as Lead Authority, in conjunction with the Sligo Leitrim and Northern Counties Rail Trail Group, plan to develop a Greenway by converting the old railway line from Manorhamilton to Enniskillen via Blacklion into a sustainable Multi Use trail to accommodate walkers, cyclist, horse riders and mobility challenged. The preliminary design, environmental assessment and screening stages were substantially completed in 2016. The project partners, which includes Cavan County Council submitted a Stage 2 INTERREG VA Funding Application to the SEUPB for the scheme earlier this year but unfortunately this was not successful.

8.0 Road Safety

The Cavan Road Safety Working Together Group was established in July 2015. It is a multi-agency, multi-disciplinary group of professionals from all the relevant public sector organisations that deal with the consequences of road traffic collisions on a daily basis. The Group has prepared a Road Safety Strategy which was published in 2016.

The mission of this Group is:

*“Working together to implement a Road Safety Plan
to make Cavan’s roads safer.”*

The committee is comprised of the following members:

David Farrelly


Road Safety Officer, Cavan County Council

Gerry Corrigan	Road Safety Engineer, Cavan County Council
Brendan Jennings	Senior Engineer, Roads Department, Cavan County Council
John Wilson	Manager, Road Design Office, Cavan County Council
Martin Trainor	Senior Asst. Chief Fire Officer, Fire Service, Cavan County Council
Michael Mussi	Manager, Roads General Office, Cavan County Council
Damien McCormack*	Road Safety Engineer, North Region, Transport Infrastructure Ireland
Harry Cullen	Head of Road & Tunnel Safety, Transport Infrastructure Ireland
Seamus Boyle #	Inspector, An Garda Síochána
Emma Clerkin	Road Safety Promotion Officer, Road Safety Authority
Vincent Duffy	Operations Resource Manager, HSE, Ambulance Service
Ciaran Maguire	Senior Executive Officer, Health Service Executive

* Replaced by Alan Lyons in November, 2016 # Left Group, replacement awaited

There continues to be an increased focus on safety for road users and pedestrians. Locations that have been identified as particular accident black spots are addressed through Low-Cost Safety Schemes.

Cavan County Council aims to reduce road collisions based on Education, Enforcement, Engineering and Evaluation. These are carried out in line with the National Road Safety Authority Strategy.



- 1. Education:** Road Safety Officer Promotes Road Safety to the General Public, as well as providing Road Safety Awareness in Schools
- 2. Enforcement:** Collision Prevention Programme: Road Engineers work alongside the Gardai. Traffic Bye-Laws are enforced by our Traffic Wardens.
- 3. Engineering:** Our Road Engineering team design and implement Low Cost Safety Schemes and Traffic Calming Measures.
- 4. Evaluation:** Our Road Engineers evaluate the causes of accidents and the effect of road safety measures.



Road Safety Roadshow delivered to secondary schools students in conjunction with AXA

9.0 Strategic Policy Committees

One of the main objectives of Better Local Government was to enhance Local Democracy. As a result Strategic Policy Committees were set up. These provide a new forum for Elected Representatives of the Council and Representatives of Community and State Organisations to work together to develop new policies and review old ones. Each Committee is chaired by a Member of the Council and is serviced by a Director of Services.

Strategic Policy Committee for Roads;

Cllr	Clifford	Kelly	Chairman Roads SPC
Cllr	Paddy	McDonald	Member of Cavan County Council
Cllr	Paddy	Smith	Member of Cavan County Council
Cllr	Sean	Smith	Member of Cavan County Council
Cllr	Philip	Brady	Member of Cavan County Council
Ms	Patricia	O'Reilly	Community Representative
Mr	Philip	Smith	Agriculture Representative
Mr	Gary	Meehan	Business Representative
Ms	Pauline	Brady	Business Representative

3 Meetings took place during 2016 and the following topics were discussed and progressed:

2016 Roadworks Programme, Greenways, Road Safety Strategy, Severe Weather

Planning, Parking Bye-Laws, Speed Limit Bye-Laws, Bus Stops.

10.0 Implementation of Regulatory Responsibilities

During 2016 the existing Parking Bye-Laws for the major towns in the county were reviewed. New Bye-Laws were proposed and a public consultation process was completed. The 2016 Parking Bye-Laws were adopted by all Municipal Districts and will provide for the consistent regulation of parking throughout the towns within County Cavan where parking restrictions are in place. The new Bye-Laws were implemented from 1st November 2016 in the following towns; Cavan, Cootehill, Bailieboro, Kingscourt, Virginia, Belturbet and Ballyconnell.

Division C Water Services

Irish Water

The formation of Irish Water in 2014 has transformed the delivery of Water Services in Ireland both at a national and local level. The transformation of the delivery of Water Services has posed challenges for Cavan County Council and will continue to pose challenges over the coming years with the introduction of new work practices, protocols and systems. Transfer of functions in respect of water services from Cavan County Council to Irish Water took place on 1st January 2014. Cavan County Council will continue to work in a collaborative manner with Irish Water under the 12 year Service Level Agreement. While the Rural Water element will remain the responsibility of Cavan County Council, Irish Water in conjunction with Cavan County Council are currently finalising the Capital and Revenue Budget for Water Services for 2017. We are almost three years into the transformation and we will continue to work together in order to ensure the delivery of sustainable water and wastewater services in the future.

Group Water Scheme

Cavan County Council is responsible for administration of grants for Group Water and Sewerage Schemes under the Rural Water Programme in Cavan. The remedial works carried out under the Rural Water Programme continued to grow in 2016 with an initial interim budget of €251,000.00 provided to the schemes in Cavan. The spirit of partnership between the various stakeholders in Rural Water which has been fostered under the stewardship of Cavan County Council continues to reap dividends.

Also in 2016 the Department introduced a Multi Annual approach to the operation of the Rural Water Programme for the years 2016 to 2018 and all schemes have submitted work proposals to cover those years.

New/Upgrade:

The Rural Water Programme in Cavan continued to extend and improve the existing network in order to maximise the numbers of people obtaining a water supply to EU drinking regulations in 2016. The overall spend in 2016 on this measure will be €251,000.00 The works involved a mixture of bulk meter replacements allied to upgrade of telemetry systems and replacement of deficient critical mains to assist in Water Conservation measures.

The Council has also received an allocation of €100,000.00 towards remedial works needed on 5 schemes with THM issues to be resolved. Funding of €130,000.00 has also been provided for the years 2016 to 2017 for a pilot project to be carried out on Cliffrina GWS lake source to address ongoing issues with algal blooms. If successful it may be rolled out to other schemes with similar issues within the county.

Revised Subsidy Arrangements:

There are now two types of subsidy set out as follows. **Subsidy A** relates to the general operational and management costs incurred in the operation of a group scheme. **Subsidy B** relates to the operation and maintenance costs associated with the “bona fide” Design/Build/Operate contracts for schemes that have their own treatment plants. There are amendments to the processing of Advance payments set out in the explanatory memorandum distributed to the group schemes.

The improved rates again demonstrate the commitment of the Department of Housing, Planning, Community and Local Government to the Rural Water Programme and to the work that is ongoing throughout the country and is a direct result of the partnership approach taken by the group schemes, the National Federation of Group Water Schemes, the Local Authorities and the Department in the delivery of potable water.

GRANT FOR THE PROVISION OR NECESSARY IMPROVEMENT OF AN INDIVIDUAL WATER SUPPLY TO A HOUSE:

Under this scheme a grant of 75% of the cost of the work (subject to a maximum of €2,031.58) is available to qualifying applicants to improve their water supply. The main qualifying criteria are that the dwelling is over 7 years old, is the permanent residence of the applicant and is not in a position to be supplied from a Group Water Scheme or a Public Scheme.

Source Protection Grant Aid – Group Water Schemes:

During 2013 the DECLG introduced grant aid towards the carrying out of preliminary work identifying what will be required to provide an adequate source protection strategy for each group scheme. All of the qualifying schemes have completed their reports and identified works are due to commence funding permitting.

Division D

Development Incentives & Control

County Development Plan

The 2 Year Progress Report on the achievement of meeting the objectives of the current Cavan County Development Plan 2014-2020 and the Cavan Town and Environs Development Plan 2014-2020 was presented to the Elected Members in 2016. This report detailed the progress of the planning authority in achieving the objectives that were set out in both plans.

During 2016 the planning authority procured the services of retail specialists to prepare a Draft Retail Strategy for the County. This was identified as a key priority in the current County and Town Development Plans. A review of the County Heritage and Biodiversity Plan is also being progressed with draft plan for same expected in 2017. Ongoing monitoring of the number of location of dwellings approved in the county is being undertaken to ensure that the county remains compliant with its core strategy and to enable the planning authority to identify any pressures.

Ongoing work in the planning department is being carried out for the County in relation to Flood Risk Assessment. Publication of a draft document for the county awaits the publication of OPW final document for the CFRAM studies (Catchment based Flood Risk Assessment and Management of flood risk).

Planning and Development Contribution Scheme.

The Planning Authority may, when granting a planning permission under Section 34 of the Planning and Development Act include a condition that requires payment of a contribution as set out in the scheme. The Planning and Development Contribution Scheme was last reviewed and adopted by Cavan County Council in 2013. A draft Development Contribution Scheme for the period 2017-2020 was prepared and put on public display during 2016, with a view to have same adopted by end of 2016.

Development contribution receipts under the 2013 scheme were attributed towards the provision of certain classed of public expenditure and facilities benefiting the County apportioned as follows:

Roads, Infrastructure and Facilities	45%
Water and Drainage infrastructure and facilities	28%
Surface Water	9%
Recreation, Parks and Open Space/community facilities	18%

Changes with the introduction of Irish Water meant all planning permissions granted from 1st January 2014 were levied where applicable for Development Contributions, less the Water and Wastewater element (i.e. 28% in Cavan County Council). In lieu a connection charge was to be levied on the applicant by Irish Water, where applicable. Receipts under the new Development Contribution Scheme 2017 will be attributed as

follows (with no need to reduce for Irish Water element from thereon.)

Roads, Infrastructure and Facilities	87%
Surface Water	1.5%
Recreation, Parks and Open Space/community facilities	11.5%

It is estimated that €1,000,000 will be received by Cavan County Council in development contributions in 2017. The financial system P.D.C. (Planning Development Contributions) continues to be used to monitor outstanding contributions on a customer basis which enables the planning authority to track contributions more easily and to provide a more accurate picture of commencements and any monies outstanding. Customers can avail of standing order facilities and phased payments when paying development contributions. All grants of permission which do not have a Commencement Notice continue to be checked to see whether or not they were commenced and invoiced accordingly.

Development Control.

During 2016, approximately 600 new planning applications and applications for extension of time were received in the planning department. This is a slight increase on 2015 numbers and a continued increase since 2013. It is expected that planning applications will again increase in 2017.

Development Compliance will endeavour to ensure that developments are carried out in accordance with planning permission. During 2016, the Enforcement section opened and investigated 87 Enforcement Cases and closed 33 of same, following the matters being rectified, through removal or discontinuance of use or through gaining planning permission.

Building Control section will continue to regularly monitor and inspect developments to ensure that buildings are constructed in accordance with Building Regulations. The Energy Efficiency of buildings (BER Certificates) and Disability Access Certification of all buildings other than dwellings have placed a renewed emphasis on the various sections of the Building Regulations.

The 1st of March 2014, saw the introduction of the Building Control (Amendment) Regulations 2013. These Regulations greatly increased the level of Building Control Inspection and Certification throughout the country. These regulations have resulted in a substantial increase of duties for Building Control Authorities. Building Control authorities are now acting as advisors for agents using the BCMS system. The DHPCLG will not answer queries from users or agents and only offer assistance to Local Authority building control officers. This means that all user queries on the BCMS must contact us for assistance. Presently the system is new and the agents are unfamiliar with it. This leads to a substantial level of queries and man hours responding to them.

To date in 2016, Cavan County Council has received 222 commencement notices under the new online BCMS System.

Unfinished housing estates

A survey of unfinished estates is carried out annually by Cavan County Council and the Department of Housing Planning and Local Government. There has been a reduction in the number of unfinished estates in the county, from 61 estates in 2013 to 51 estates in 2014 to 33 in 2015. This figure is now further reduced down to 21 in 2016 although the annual survey has not yet been completed by the Department. The 2016 reduction represents a 36% decrease which complies with the Department's 25% min reduction requirements.

The County Council are continuing to work with Developers, Bondholders and the Department of the Housing, Planning, Community and Local Government to bring unfinished housing estates to an acceptable standard.

Derelict Sites

There are currently 40 sites on the County Derelict Sites Register.

Community and Enterprise Department

The Community and Enterprise Department facilitates and supports economic development, community development and social inclusion within the County. The allocation for the Department in 2017 is €4,538,965 with a projected income of €3,494,591

A provision of €30,000 is set aside for the successful Community Grants Scheme Initiative and a further €21,000 has been allocated in respect of Festival Grants, these grants are to be divided equally between the three Municipal Districts.

Local Economic and Community Plan

The Cavan Local Economic and Community Plan [LECP] 2016 – 2021 provided the strategic framework guiding local economic and community development in the county and this Plan was adopted by Cavan County Council in February 2016. The Cavan LECP was formally launched by Minister Heather Humphreys in September. It contains high level goals for both economic and community development and these actions will be delivered through a range of stakeholders in partnership with the Local Community Development Committee, the Economic Strategic Policy Committee and Cavan County Council. Actions are being monitored on a regular basis.

Local Community Development Committee

In June 2014, a new interagency committee was formed in Cavan as part of a process of local government reform. The Local Community Development Committee, or LCDC, is a 17 member committee made up of statutory and non-statutory representatives. It replaces the County Development Board which was in existence since the year 2000.

Their main task is to develop and implement the six year economic and community plan for County Cavan. LCDC meetings continued regularly with inputs from member agencies. The committee has oversight of PEACE, LEADER and SICAP programmes. A new Equality Group was established to monitor equality outcomes from the Local

Economic and Community Plan

Social Inclusion and Community Activation Programme (SICAP)

This new programme aims to tackle poverty and social exclusion through local engagement and partnership between disadvantaged individuals, community organisations and public sector agencies and is being delivered by Breffni Integrated Ltd. The budget for this programme for 2016 is €741,784 and is provided through the Department of Housing, Planning, and Community & Local Government.

Leader Programme

The LEADER Programme 2014 – 2020 for County Cavan was launched in July 2016 with funding of €8.5m allocated to Cavan. Breffni Integrated Ltd. is the implementation partner along with the Local Community Development Committee as the Local Action Group and Cavan County Council as the financial partner.

The LEADER programme funds projects under the 3 themes of Economic Development/Enterprise Development/Job Creation, Social Inclusion and Rural Environment and expressions of interest are being sought in 2016. The programme is co-financed by the European Agricultural Fund for Rural Development.

Taste of Cavan 2016

The Taste of Cavan Food Festival took place on 11/12th August and was a great success with record crowds of over 39,000 enjoying the two days of food, fun and frolics at Cavan Equestrian Centre.

A fantastic line-up of chefs saw cookery demonstrations from Neven Maguire, Rachel Allen, Richard Corrigan, Enda McEvoy, Gearóid Lynch, Brian McDermott, Anjula Devi, Eddie Attwell, Shane Smith, Adrian Martin and Máire Dufficy, while the expanded children's 'Fun Zone' featured lots of free family activities to keep the little ones entertained. As well as boasting a record crowd, the fifth annual Taste of Cavan saw an increased number of food and drink stalls, with over 130 stands offering some of the best produce the region has to offer.

Food Strategy

In February 2016 tenders were sought by Cavan Co Council in respect of the preparation of a Food Strategy for the County. Bullseye Consultants were awarded the Tender to prepare the Strategy and have developed it around the following key areas:

- Promote and support the growth of food and drink producers in Cavan
- Increase consumer awareness of locally produced food
- Improve sales and consumption levels for local Cavan food

- Promote inter food company networking and communication
- Increase food innovation and new product development
- Create an integrated approach involving local and national agencies in order to support Cavan's diverse food industry

The Cavan Food Strategy 2016 – 2021 will be launched in December 2016.

National Broadband Plan

In 2016, Cavan Co Council commenced work on a number of initiatives to promote and assist in the roll out of the National Broadband Plan. A policy document was prepared and launched by Minister Heather Humphreys in July 2016. The policy document covers two main priority areas:

- The establishment of a high level multidisciplinary team which will work with the successful NBP operator to ensure the seamless roll out of the NPB in terms of infrastructure provision.
- The implementation of a robust information and awareness plan on the roll out of the NBP

In advance of the rollout of the NBP, the Department has committed to providing funding for the establishment of Strategic Connection Points in a number of locations throughout the County – high speed broadband and wifi connections will be made available at 20 Strategic Community Access Hubs whereby rural communities will be able to access high speed broadband in local community facilities.

Digital Strategy

Cavan Co Council has commenced work in preparing a Digital Strategy for County Cavan. An internal working group has been established, two workshops have been held with those involved in the IT sector in the County and discussions have taken place with the educational sector. A number of priority areas for development have emerged including the following:

- Connectivity - access to high speed broadband (EIR, SIRO, NBP and Wireless Operators)
- Education Training and Skills - IT skills and training both employer and education related
- Digital Hub
- Networking/Clustering/Ecosystems – physical and virtual
- Educate Community – what are the benefits of having access to high speed broadband

- Engaging with Arts and Culture – improving arts and culture facilities

Town Teams

In 2016, Cavan Co Council commenced the roll out of the 'Town Teams' initiative in a number of towns throughout the County. Through this initiative, key stakeholders have been identified and they will work collaboratively to develop a shared vision for the economic, spatial and social development of their communities.

Town Team meetings have been held in Cavan, Virginia and Cootehill on a number of occasions and Town Plans are being developed which will include a number of short, medium and long term actions to be implemented in the towns. The team members are in the process of identifying projects and are working with Cavan County Council to source funding and implement these projects over the short medium and long term.

A second phase of the Town Team Initiative will be rolled out in 2017.

Cavan Economic Advisory Forum

Cavan County Council is establishing an Economic Advisory Forum to provide independent expert advice to the Council and to advise on opportunities for the economic development of County Cavan. The Forum is made up of senior figures representing industry, agriculture, technology, education, tourism, professional services and the green economy. The main purpose of the Forum is to:

- Advise on strategic issues associated with the sustainable economic development of Co. Cavan by identifying what is relevant and important to the economic development of Cavan.
- Advise in relation to current and emerging issues and policy matters of long term strategic economic importance
- Advise on implementation and delivery of the Economic goals of the Local Economic and Community Plan and on what strategies and policies may be necessary to secure successful implementation:
- Identify the need for economic research and policy advice where appropriate

The first meeting of the Forum will take place in December 2016

Castlesaunderson

Cavan Co Council secured €4,000 in funding from the Heritage Council to commence work on the preparation of a Conservation and Development Plan for Castlesaunderson Buildings and Demense. Following on from a tender process, Kevin Blackwood and Associates were awarded the tender for the preparation of the Conservation and Development Plan which will be completed by December 2016.

Playgrounds

In April 2016 Cavan Co Council applied for funding to the Department of Children and Youth Affairs for remedial works to be carried out at Playgrounds in Killeshandra and Cootehill . A grant of €10,400 was awarded by the Department in respect of the proposed works which will be completed by November 2016

Municipal Districts Discretionary Allocation Scheme

This new scheme was created by the members of Cavan County Council in 2016 for the purpose of supporting community groups in delivering and promoting projects in their areas. The following types of projects are eligible to apply and the minimum funding available under the scheme is €3,000:

- Amenity and Environmental Schemes
- Grants to community groups for works which develop or promote publicly owned and/or community managed amenity areas.
- Grants to community groups for works which preserve/promote environment.
- Heritage and Genealogy
- Grants to community groups for works which promote local community heritage/Genealogy.
- Match funding for works which are Approved by LCDC under Peace/ Leader and/or any other state aid Approved by Fáilte Ireland and/or any other state aid
- Projects promoted by Town Teams as part of their approved Town Teams Plan
- Supplement the schedule of Municipal District works and/or any other works carried out by the local authority.

Each of the 3 Municipal Districts allocated €50,000 to eligible projects as follows:-

- Bailieborough/Cootehill Municipal District – 8 no projects
- Ballyjamesduff Municipal District – 7 no projects
- Cavan/Belturbet Municipal District – 7 no projects

Community Grants/Festival Scheme

The community grants scheme aims to encourage organisations and groups to implement projects which will enhance the quality of life for local citizens. The purpose of the scheme is to provide low level support to projects which may not receive funding from other sources and is to a maximum of €1,000.

The generation of increased economic and social activity from community grant funded projects enhances greater self sustainability in the local area. A total of 75 groups received funding under these schemes in 2016.

Cathaoirleach's Awards 2016

The Cathaoirleach's Awards gives due recognition to those in County Cavan who, through participating in unpaid Community & Voluntary activities, have had a significant impact on the quality of life of their communities. It is delivered by the Community and Enterprise Section in conjunction with the Public Participation Network. Over 290 people attended the Awards Night to celebrate with the 43 nominees - the recipients of the awards under the various categories were

Youth:	Lorraine O'Neill, Cystic Fibrosis Cavan Branch
Social Inclusion:	Helen O'Reilly, Kilnaleck Community Co-op
Community:	Ciaran Weir, St Christopher's Hospice
Sports:	Conor Deery, St Aidans comprehensive, Taekwando
Active Age:	Dessie Ronan, Cavan Branch Alzheimer's Society

Lorraine O' Neill, Cystic Fibrosis Cavan Branch won the overall winner's prize winning €1000.

Community Tourism Diaspora

The Community Tourism Diaspora Project is a partnership between Fáilte Ireland, IPB Insurance and Local Authorities and has been established as a follow on from the success of the Gathering for the benefit of local tourism.

A total of €32,750 was allocated to 27 Festivals in the County in 2016 and this initiative was a great boost for tourism in County Cavan.

The Cavan Public Participation Network

Since July 2014, the Community & Voluntary Forum has been replaced by the Cavan Public Participation Network (CPPN). A total of 36 community representatives were elected to speak and act on behalf of community in County Cavan and provide the public with an opportunity to have a voice in decision making processes through non-political means. Some of the work of the Network in 2016 is as follows:-

- Volunteer Information Service Training Sessions
- Production of Congolese Book and CD
- Hosting of Congolese Refugee Exhibition in County Museum
- Election of representatives to the Secretariat, Breffni Integrated, LCDC and Community representatives on the LEADER Evaluation Committee
- Publication of Community Newsletters
- Setting up the Volunteer Information Service website

Peace IV Programme:

Cavan Co Council has submitted a proposal in the sum of €3.1m to Special EU Programmes Body under the Peace IV Programme. This funding, if approved, will continue the good work done under the Peace III Programme and will include the delivery of additional facilities and opportunities for the community and increase awareness and understanding of diversity. There are 3 strands under the Programme:-

- Children and Young People
- Shared Spaces and services
- Building Positive Relations

It is anticipated that funding will be announced in December 2016.

Comhairle na nOg

Comhairle na nÓg are child and youth councils in the 31 local authorities of the country, which give children and young people the opportunity to be involved in the development of local services and policies. The Department of Children and Youth Affairs provided a grant of €20,000 to Cavan County Council in 2016 to run this Programme.

In 2016, Comhairle na nOg were involved in a number of events such as:-

- A Residential Weekend at the start of the year to plan activities for the year ahead
- Produced a video to replicate what life was like for young people in 1916
- Assisted with the organisation of a Colour run to highlight/support Children's Mental Health in October where over 700 participants took part
- Held their AGM with all the secondary schools in the county participating.
- Attended and participated in the Comhairle National Show Case in Croke Park

The Bridge Street, Centre

The Bridge Street Resource & Community Centre CLG is firmly established as a key resource of the Community and Enterprise section. The Centre plays an integral part in facilitating, supporting and promoting social inclusion, the community & voluntary sectors and family support services in Cavan town and the surrounding areas. The centre offers community and voluntary organisations, training providers, youth and family support groups a safe, secure and neutral environment to meet in, and has a diverse and ever increasing range and number of service users.

Service users based in the Centre include the Cavan Traveller Movement; RehabCare; Tearmann Domestic Violence Service; Cavan Adult Learning Centre; the Youth Advocate Programme; Comhairle na nOg; Foróige Garda 365 Youth Diversion Project; Heartbreak to Healing bereavement support group; GROW mental health support

group; Cavan Youth Drama; Cavan town Foróige; Latch On; Kesh Kids Parent & Toddlers group; Cavan Town Women's Group; Cavan Chess Club and the Lithuanian School.

Social Inclusion Unit

The Social Inclusion Unit continued to promote and develop the Age Friendly County Programme during 2016, with a range of actions delivered including the older people's Drop-in Centre, intergenerational projects and hosting the National Convention for Older People's Councils in November 2016.

There was a focus on mental health this year, with a number of SafeTalk suicide awareness courses being delivered by the HSE to staff and elected members. The local authority is represented on a new Cavan Monaghan suicide prevention steering committee that is developing a local suicide prevention plan for the county, under the auspices of the HSE.

Supports for Traveller inclusion were continued through the Traveller Interagency group and Cavan Traveller Movement. Work in this area included a youth engagement project delivered over the summer and a Traveller Pride event in June. The Cavan Drug and Alcohol Forum met quarterly and completed a mapping exercise of drug and alcohol services and relevant supports in the county. Forum members are working to establish a new 'Strengthening Families' parenting support programme.

The Social Inclusion Unit continued its role in research including analysis of Census data and an audit of community and voluntary groups in Cavan.

Local Enterprise Office Cavan (LEO Cavan)

Local Enterprise Office Cavan (LEO Cavan) engages in a wide range of activities aimed at supporting and driving economic activity in the County. As a key section within Cavan County Council, LEO Cavan provides a suite of enterprise supports and interventions aimed at encouraging and developing new business start - ups and existing businesses within the County. LEO Cavan works collaboratively with key enterprise stakeholders, including business and community groups, in an effort to promote an enterprise focused environment contributing to the county achieving its economic potential.

The following are the key outputs in terms of activities for the LEO to-date in 2016:

- The first nationally co-ordinated Local Enterprise Week took place from March 7th to March 13th 2016. Organised by the Local Enterprise Office Network

nationwide, Local Enterprise Week in Cavan attracted 275 participants attending 9 enterprise events and training programmes throughout the week;

- Cavan Business Women's Club hosted the first nationally co-ordinated Border Regional Event for National Women's Enterprise day on October 19th. One hundred and forty business women from across the Border Region attended in the Radisson Farnham Estate Hotel. An initiative of LEO Cavan, Cavan Business Women's Club was established in 2013 to promote and support female entrepreneurs in the County and has over 70 active members;
- Ireland's Best Young Entrepreneur Competition was launched nationwide in July 2016 and 43 applicants across 3 categories applied in County Cavan. The IBYE County Final takes place in December 2016 with the winners competing at Regional level in early 2017;
- The Bord Bia, SuperValu & LEO Food Academy Start Programme successfully completed in October 2016, with three local food producers being accepted for trial in SuperValu stores in the Region from January 2017;
- Twelve businesses were approved under the LEO Trading Online Voucher Scheme in 2016. This scheme, funded by the Department of Communications, Energy & Natural Resources, offers small businesses an opportunity to get financial support and expertise to develop their online presence;
- At a national level, LEO Cavan played a key role in the organisation of a range of LEO enterprise awareness initiatives, such as the LEO Village at the National Ploughing Championships in September 2016 and the National Enterprise Awards in June 2016. Two Cavan companies were successful in winning awards at both events this year;
- LEO Cavan approved €330,000 in financial assistance to seventeen businesses;
- LEO Cavan facilitated the delivery of 30 enterprise related training programmes attended by 596 participants;
- 130 mentoring sessions were approved and provided to business owner/managers in the county.

Division E
Environmental Protection

WASTE MANAGEMENT 2017

The focus in preparing the 2017 Waste Management budget was to ensure that cost effective and efficient delivery of services would pertain in the context of increased regulatory responsibilities and obligations.

Leitrim and Donegal Local Authorities are the new Waste Enforcement Regional Lead Authority (WERLA) for the Connaught /Ulster Region. They have responsibility for coordinating waste enforcement actions within the region, setting priorities and common objectives for waste enforcement, ensuring consistent enforcement of waste legislation across the three existing waste management planning regions while still leaving Cavan County Council personnel as first responders on the ground to specific breaches of waste legislation. The WERLA will facilitate more streamlining of the tasks currently undertaken in the waste enforcement area in 2017.

LANDFILLS

Cavan County Council maintains four licensed landfills situated at Corranure, Belturbet, Bailieborough and Ballyjamesduff. All four sites require continuous environmental monitoring to comply with the licence issued by the Environmental Protection Agency.

At Corranure the control and management of the gas is of critical importance regarding compliance with the license issued by the Environmental Protection Agency. The current situation is that the gas is collected through a network of pipes and burnt in a gas turbine which produces electricity which is exported to the national grid.

ENFORCEMENT & Litter Management

Cavan County Council adopts a very proactive approach towards the prevention of illegal litter and waste activities from occurring. A number of initiatives are in place to improve the appearance of the County. These include the "Adopt a Road" Scheme, the "County Cavan Litter Leagues" and the Green Schools Programme.

There will be additional staff employed in the Waste and Litter Enforcement Team for 2017 to regulate and enforce compliance with the Litter and Waste Management Acts and associated regulations. These include waste permits, plastic bags, farm plastics, Electrical and Electronic Equipment and End of Life Vehicle regulations. This team has worked proactively during 2016 to combat illegal dumping and to target litter black spots in Co. Cavan.

RECYCLING

A range of recycling material is accepted at each bring site including plastic bottles, glass jars / bottles and aluminium/steel cans and clothing.. In addition some sites collect paper and clothing. The 3 recycling sites accept additional wastes including green waste,

hazardous waste, electrical items and scrap steel.

- Civic Amenity Sites

There are three Civic Amenity Sites in the county situated at Corranure ,
Baillieborough and at Clontygrigny, Ballyconnell.

- Bring Sites

Thirty Bring Sites are located across the County.

STRATEGIC POLICY COMMITTEE

During 2016, the Environment & Planning Strategic Policy Committee will meet on four occasions and advanced its work programme during the year which included the development of environmental, planning and waste management policy and the water transformation programme.

Environment Section

The Environment element within the Environment and Waste Section of Cavan County Council is responsible for the majority of environmental issues in the county except for waste issues. Much of the work of the section relates to water issues, however air and noise issues are also dealt with and the Section provides advice to other directorates in the Council. The Section is also responsible for energy matters and the Energy Manager operates within the section. Nevertheless the core duties are focused on undertaking pollution investigations, producing environmental planning reports, undertaking the sampling and analysis programme required to fulfil our statutory responsibilities along with our measures to preserve and improve water quality in the county.

A significant sampling programme for our rivers and lakes is undertaken by the environment section. This programme is primarily determined by the EPA and is part of our functions under the Water Framework Directive. The programme will continue in 2017, analysis will be undertaken by the EPA laboratories and the sampling element will continue to be undertaken by the Environment Section.

Other monitoring activities undertaken relate to industrial/commercial discharge licences, wastewater treatment plant discharges and licenses, drinking water and raw water used for potable water extraction.

The monitoring of public drinking water supplies is essential in order to maintain quality assurance in the supplies and monitoring is carried out on behalf of Irish Water. Sampling of drinking water is undertaken within the environment section and analysis is subcontracted. The Council is also responsible for the sampling programme for the Group Water Supply Schemes in the county. Following participation in the working group involved in developing a national laboratory strategy (involving Irish Water, WSTO and working groups with representation from local authorities and the EPA), it was considered appropriate for Cavan County Council to concentrate on the sampling and response process in relation to the monitoring of drinking water. Waste water sampling and analysis continues to be undertaken in the Council laboratory.

Implementation of the Nitrates Regulations will continue in 2017. These regulations form the basis for controlling agricultural activities throughout the county. The national inspection programme was first introduced in 2013 for wastewater treatment systems for single houses. This work is ongoing and a new inspection plan will follow on from this in January 2017. A total of 39 inspections will be required under this programme throughout 2017.

The work for 2017 will include the continued expansion of the licensing programme under the Water Pollution Act for discharges to surface waters, sewers and groundwaters. The Council currently monitors over 60 discharges and it is intended to issue further licences in 2017.

The Section deals with many complaints, usually related to either pollution or environmental nuisance. Where possible most complaints are investigated within two working days and every effort is made to deal with complaints without the need for formal enforcement action. Nevertheless in some cases the only proper course of action lies with either statutory notices under the Water Pollution Act and/or legal action.

In July 2014, The Department of Housing, Planning, Community & Local Government issued the European Union [Water Policy] Regulations 2014, which gave effect to a new, three tier, governance framework and placed new obligations on local authorities to co-ordinate the catchment management and public participation elements of the Water Framework Directive.

The Regulations provided for the Minister to establish a WFD Office to facilitate a coordinated regional approach. In 2017 it is expected that the WFD office will work in conjunction with the Council in engaging with the public in water matters, seeking participation, education, local inclusion, two way communications, understanding, trust, and developing local area water management plans in partnership with stakeholders to meet WFD objectives. Nevertheless, our key task, to protect good quality waters and improve those which are less than good will still remain.

Implementation of the regulations on the use of volatile organic compounds (VOC's) and on the petrol vapour emission (PVE) regulations is ongoing.

Cavan County Fire Service

Cavan County Council currently employs 90 retained Firefighters in 10 fire stations located around the County. During 2016 four Firefighters retired from the Fire Service and four new personnel were recruited. The Council is striving towards bringing the full compliment to 93. Firefighter vacancies have been advertised and applications received for 6 stations, Cavan, Kingscourt, Bailieborough, Killeshandra, Ballyjamesduff and Dowra to take account of retirements. New panels will be formed from these for 2017 and the vacancies filled.

The Fire Service had 479 responses to incidents up to the 31st October 2016 and received €108,105 in fire fees. This compares to 447 responses and €139,318 in fire fees at the

same time in 2015. Calls reduced with the recession but figures are now showing that the number of calls is increasing with the recovery but fees are still very difficult to collect.

The service indicators for 2015 show the cost per capita for Cavan fire service was €54.33 and the average time taken to mobilise the fire brigades in the County was 6.18 minutes to fires and 5.8 minutes to other type incidents.

A Memorandum of Understanding (MoU) was agreed between the Northern Ireland Fire and Rescue Service (NIFRS) and Cavan County Council Fire Service (CCCFS) and went live on the 4th April. Both partners to this MoU commit themselves to work together in a spirit of mutual co-operation to establish operational protocols which will ensure that fire personnel can carry out their responsibilities at Road Traffic Collisions (RTCs) in an effective and efficient manner.

A new Gartan payroll system was installed and went live on the 1st January 2016. The fire service is currently piloting a new Gartan billing module and intend to go live from the 1st January 2017.

There was a meeting of the East Region Control Centre Management Group held on the 21st October and the agreed cost for participating for Cavan County Fire Service is €70,081.32 for 2017.

Capital Programme

The Department of Housing, Planning, Community and Local Government made no allocation of new Fire Appliances for County Cavan in the 2016 Capital Programme but did approve the purchase of a new jeep. A new ford ranger jeep was purchased in accordance with the office of government procurement direct drawdown contracts for pickup trucks.

On the 1st November the Department gave approval to seek tenders for Virginia new Fire Station subject to a maximum all-in contribution from the Department of €971,761. Consultants have been appointed, planning granted and tenders received for Mechanical and Electrical Consultants for providing M+E services for the new station.

Discussions have also taken place with the Department regarding Ballyjamesduff Fire Station and it is listed for 2018 on the 2016 - 2020 Capital Programme. A site is available to accommodate a new station in Ballyjamesduff.

Major Emergency Planning

The Courthouse in Cavan is the Local Coordination Centre in the event of a Major emergency in the County. The centre was used for regional working group and steering group meetings during the year and will see some upgrading of the communications system in 2017.

The first Cavan County Council Major Emergency Plan under the 2006 Framework for

Emergency Planning was issued in September 2008 and the latest Plan was revised and issued at the start of 2016.

Personnel from Cavan County Council attended a regional tabletop exercise held at City North Hotel on the 31st May. Representatives from the four local authorities in the North East region along with An Garda Síochána and the HSE took part in the event. Further exercises are planned for 2017

National Directorate for Fire and Emergency Management.

In 2009 the National Directorate began development of national Standard Operational Guidance (SOG) documents. It is proposed to develop SOGs for over 50 incident types. These SOGs have to be customised and adopted to reflect local operational needs. To date 47 SOGs were issued nationally, all of which have been completed by Cavan County Fire Service. The fire service has started on a refresher programme for the SOGs. The National Directorate intend to issue three new SOGs and one revised SOG in 2017.

On the 7th February 2013 the National Directorate published the “Keeping Communities Safe” policy document. This document outlines the Directorate’s mandate to develop consistent, quality and value for money fire services and was to deliver a number of key actions set out in the National Development Framework 2010-2015 but is on hold until Union agreement is reached.

Training

In 2016 training courses were provided in Compartment fire behaviour, Emergency Service Driving, Emergency First Responder refresher, Breathing Apparatus Refresher, Breathing Apparatus Initial Wearers, Recruit, Chainsaw Operator, Pump Operator, SOG Series 1 refresher training, Ladder Maintenance, BA maintenance and hydraulic platform operation. Each brigade also trains for three nights every month for 2.25 hours duration. Junior and Senior officers attend National Directorate training courses as appropriate. The introduction of Standard Operational Guidance has put a greater demand on the Fire Service to provide resources for equipment, further training and familiarisation for Firefighters.

Part of the SOG training included a briefing session on the sections of the ancillary safety statement as per obligations under Section 20(3)(a) of the Safety, Health and Welfare at Work Act 2005.

Training on the council’s policy on the Management of Violence and Aggression was provided to a total of 21 personnel from the fire service.

Fire Prevention

Hotels, public houses, restaurants, community halls, clubs and petrol stations are

inspected each year in response to legislative requirements and the processing of applications for liquor licences, dance licences, club licences, dangerous substance licences and Gaming and Lottery Licences.

A review of fire safety in Traveller accommodation was initiated by the department as a result of the tragedy which occurred on the 10th October 2015 in Carrickmines, Dublin. A report on fire safety in Traveller Accommodation in County Cavan was completed and sent to the NDFEM who issued a National report in October 2016.

A continuing programme of fire prevention and media campaigns are carried out each year to improve fire safety of buildings throughout the County and the education of the public in fire prevention is essential for their safety. The fire service endeavours to visit third class in every primary school in the county each year. During each school year almost eighty schools are visited and safety packs given out to every student in the classes visited on the day.

Under the Building Control Regulations Fire Safety Certificates are required prior to the construction, extension or material alteration of most buildings excluding dwelling houses and agricultural buildings. A total of 52 Fire Safety Certificate Applications were received in 2015 and fees totalling €73,431.73 were received.

Health and Safety

The fire service drafted an occupational health and safety programme for 2016 and also signed off on a large number of Policies. Safety inspections were carried out by the council safety officer in seven of the fire stations in October. The reports from the inspections have been made available to fire service management for action. The Safety Officer from Galway County Council carried out an audit of the fire service safety management system which will be used as a baseline for progressing towards OHSAS 18001.

Cavan County Fire Service has completed a pilot with Killeshandra Fire Brigade using a trailer bowser for the treatment of oil spills on roads. This is a safer system of work for dealing with oil spills and the fire service have now started issuing bowsers to all stations.

Civil Defence

Civil Defence holds 13 no. first aid classes in 11 no. centres around the County each week during the year as well as an AFS Class and a boat class each week (except for the Summer period).

Civil Defence had 168 no. duties in 2015 and had 125 up to the 31st October 2016 which included the provision of transport for the Public Health Nurse during the Flooding and severe weather, three missing person searches using the SUA, league and Championship matches in Breffini Park, the Northern Ireland Festival in the Equestrian Centre and various community events.

Cavan Civil Defence received grant aid approval of €25,000 from the Civil Defence Branch of the Department of Defence towards the cost of the purchase of an ambulance, €23,000

for the purchase of a 4x4 passenger jeep and €7,000 for the purchase of a second drone for the region.

Cavan Civil Defence had an Audit of its boat operations carried out by Marman and Associates on behalf of the Civil Defence Branch of the Department of Defence on the 3rd September and are awaiting their report.

Division F
Recreation & Amenity.

Cavan Library Service

Cavan Library service played a pivotal role in the 1916 commemorations for County Cavan in 2016. 1916 was the focus for the year and events connected to the Easter Rising formed an integral part of Johnston Central, Bailieborough, Belturbet and Cootehill branch library programmes.

The 23rd April was the major day of commemoration and celebration for the county and library staff played a key role in organising the day. Town hall street was the location for reimagining Cavan in 1916 from 12pm until 4pm and then a Commemorative parade took place in the town with four marching bands, the Reserve Defence Forces, GAA and sporting clubs and the new communities to Cavan. The formal ceremony took place at the Courthouse at 5.30 pm with an ecumenical ceremony, reading of the Proclamation and wreath laying ceremony and the celebrations finished with an evening of music and song at the Market Square .

The 1916 commemorations started in February with Dermot McMonagle's lecture which covered events in the century leading up to the Rising including the advent of the Industrial Revolution in England. June and August saw two important 1916 events taking place in Johnston Central library. On June 8th and 9th Maurice O'Keeffe, Fr Liam Kelly, Dr Brendan Scott and Dr Micheline Sheehy-Skeffington, granddaughter of Francis Sheehy Skeffington delivered lectures and a plaque was unveiled in honour of Francis at Bailieborough library. On August 4th Dr Myles Dungan and leading academics presented lectures on the events of 1916 and later that evening the Town Hall hosted 'The Count, the Countess and the Tommy, a show which commemorated 1916 and the songs and music of Count John McCormack. The Cavan Ireland 2016 committee commissioned local artist Paul Galligan to produce a body of work commemorating the seven signatories to the Proclamation and events of 1916. The exhibition was launched in April in Johnston library and was subsequently displayed in Bailieborough and Cootehill libraries and St Killian's Heritage Centre ,Mullagh.

Bailieborough library hosted Dr Tom Feeney in March who spoke on Paddy Smith , the longest serving TD in the history of the Dail who was Minister of Agriculture from 1957 to 1964 and local historian Hugh O'Brien lectured in Cootehill Library on 'Aspects of the 1916 Rising'.

The role of women in the 1916 Rising was highlighted by the travelling exhibition Mna 1916-Women 1916, curated by Sinead McCoole which included material from the Military Archives and the National Library. This exhibition was launched by Minister Heather Humphreys in Johnston Library in July and also featured the 1916 quilt produced by the Cavan County Museum quilters group.

Culture Night is an annual national event which takes place in September and Cavan's programme for 2016 was one of the most comprehensive ever .Johnston Library hosted the '30 years ,Artists, Places ' exhibition curated by Muireann Ni Chonaille which comprised art commissioned and acquired by local authorities and includes works by Tony O'Malley , Robert Ballagh, and Sean McSweeney . Monaghan actor and director Larry McCluskey performed his show ' A While with Seamus Heaney 'his personal homage to the great poet

to a packed audience. Belturbet's Kingstone commissioned in 1722 which once was positioned in the Market House until its removal was reinstated in the Belturbet branch library in a fully restored condition as part of the National Heritage week programme. Cavan County Council's library service has a strong commitment to the Irish language and has developed links with Glór Breifne and Cavan's Primary and Secondary schools. Weekly conversation classes are held and an Irish language reading group meet monthly in the library. Cavan Library service, Cavan Genealogy and the Mellon Centre for Migration Studies in Omagh linked up to provide 'Warp and Weft', a two day conference in Belturbet and Omagh on October 14 and 15 exploring diasporic links, ancestral entanglements, revolution and war. The keynote speaker in Belturbet was Professor Timothy McMahon from Marquette University, Milwaukee who spoke on the Diaspora and the period leading up to 1916 and in the Mellon Centre Dr Patricia Craig delivered a lecture on her book 'A Twisted Root. Ancestral Engagements in Ireland. The delegates also visited Kiltyclogher the birthplace of Sean Mac Diarmada where Dr Gerard MacAtasney covered his life and the Hacklers Drama group presented 'Rising Voices' a 1916 drama piece.

The new free digital library service was launched in July and allows library members to access Ebooks, eAudio books, eMagazines, On line Language Courses, Online Newspapers on laptops and PCs and by downloading apps these services can be enjoyed on tablets and smart phones. Cavan and Monaghan County Councils procured funding for Science week, November 13 to 20 to jointly host a range of events to stimulate and sustain interest in science, technology, engineering, and math. Events were arranged for adults, children, and some of the Cavan highlights included coding workshops, robotics, CSI water presentations, boat building, energy workshops, and farm safety. Dr Dan Courtney and Ronan Mac an tSaoir on Wednesday 16 in Johnston library discussed climate change, best farm practise, nutrient management and water quality.

The Summer Stars reading programme ran in Cavan libraries and proved a huge success. It added to the range of initiatives provided including story time sessions, childrens activities, access to books games, computers and the internet.

Reading groups in Cavan libraries continue to prosper and there are active groups in Bailieborough, Belturbet, Cavan and Cootehill libraries. Club Leabhar an Chabhain meets monthly in Johnston Central library. The link up with Lithuanian Community in Cavan continues to pay dividends with weekly visits from the Lithuanian week end school taking place to Johnston Central library. During the 1916 commemoration in April it was gratifying to see the engagement from the new communities to Cavan.

The library newsletter 'The Bookmark' is in print and electronic format, continues to be widely used and keeps the public informed of all library events.

Museum

Cavan County Museum has had a significant increase in visitor numbers, events and income in 2016. Our new outdoor exhibitions covering WWI, 1916 Rising and The Battle of the Somme have attracted excellent media interest and this coverage has assisted greatly in raising the Museum's profile nationally and internationally.

The Museum Staff are committed to caring for our unique collection of memorabilia and artefacts along with developing the Museum to become a major tourist attraction and play its part in ensuring Cavan becomes one of the best counties in Ireland.

Cavan Sports Partnership

Cavan Sports Partnership supported a number of mass sporting events in the county in 2016; Cavan walking festival, 'Let's Tri Cavan' triathlon event, Run with Catherina, Cootehill park run and Community transformation.

The sports inclusion development programme targeted over 400 people through older adult programmes in 15 community areas in the county.

The disability programme engaged all 8 day care services in its programme while delivering 7 sports specific programmes throughout the year. Cavan Sports Partnership provided support for the first ever cross county multi sports club for children with a disability. 194 people from clubs and schools throughout the county took part the SIDO (Sports Inclusion Development Officer) 'Games for All' and 'disability awareness in sport' training. The IPB community fund allocation to the SIDO programme allowed for a cross county sports camp in Castlesaunderson and Tanagh outdoor education centres targeting adults through disability services in counties Cavan and Monaghan in summer 2016.

2016 saw a new addition to the sports partnership staff team with funding being provided by the Dormant Accounts fund for a Community Sports Development Officer position. The community development officer programme is working with schools and local communities on initiatives such as 'sport leader', 'tri heroes', 'couch to 5km', 'get Ireland walking' and 'community transformation'.

The sports club grant scheme allocated €6,000 in grants to sports clubs and communities throughout the county. Cavan sports partnership supported the local delivery of National bike week, National recreation week and National play day.

Theatre

2016 has been one of the busiest for the Theatre in the past few years with a very healthy income expected to be in the region of €280,000. This includes a figure of €46,000 from the Arts Council. The busy programme was also reflected in audience numbers reaching over 14,000. The year got off to a flying start in January with the annual panto and among the highlights of the year were the 1916 Centenary celebrations which included an exhibition by local artist Jim McPartlin, two nights of a concert featuring Sean Keane and local artists, a lecture by Professor Eunan O'Halpin and a production for schools by the Abbey Theatre of Me Mollser. The theatre highlights was undoubtedly The Kings of the Kilburn High Road presented by Living Dread Theatre Company in February with a revival in November and a tour that included the Gaiety Theatre and Everyman Theatre Cork. The appointment of a Theatre Director in Residence in October will ensure some new artistic work at the venue in 2017. Some minor upgrading works were carried out at the venue during the year including the installation of a side entrance gate to counter unsocial behaviour at the back of the theatre, the installation of hand rails in the auditorium and electrical stage winches, work that is expected to be complete by the end of the year. The budget for 2016 is expected to come in on target at a nett figure of under €176,394.

Division G
Agriculture, Education, Health & Welfare

HIGHER EDUCATION GRANTS

Cavan County Council administers the renewal of higher education grants approved prior to the introduction of new SUSI on line student grant scheme for academic year commencing September 2012 on behalf of Department of Education and Science .

The maximum grant available to students is currently set at €3,025.

Registration or tuition fees may also be paid. A special rate of maintenance grant (€2,890 for academic year 2015/2016) is also payable to students with a reckonable income of less than €22,703 and subject to meeting the necessary requirements on eligibility.

To date 3 applications have been approved for academic year 2016/2017.

Drainage

The sum of € 93,183 inclusive of service support costs has been provided in the draft budget in respect of drainage works in 2016. Following the dissolution of both Lough Oughter and River Erne and Ballinamore / Ballyconnell. Joint Drainage Committees with effect from 1st January 2015 Cavan County Council has responsibility for relevant areas of both former Drainage Committees located in the County.

Veterinary Services

The Veterinary Services is responsible for the inspection and issuing of licences in respect of slaughter houses and small meat plants.

Control of Dogs

Cavan County Council's Dog Warden provides an effective and efficient service, dealing with the control and management of stray dogs, unwanted dogs and anti-social behaviour by dogs.

Division H

Miscellaneous Services

OVERDRAFT

An amount of € 28,000 is included to cover bank overdraft interest and bank charges in 2017.

COURTHOUSES

The sum of € 144,642 has been provided for operation and maintenance of courthouses in 2017. The Courts Service, under the terms of Courts Service Act 1998, recoup to the Council the cost of operating the Courts section of Courthouses currently in use, an amount of €100,000 to reflect this position has been included on income side of the draft budget.

LOCAL GOVERNMENT ACT 1991 - CAITHAOIRLEACHS ALLOWANCE ETC.

A sum of €20,000 has been included in respect of the Caithaoirleachs allowance, an allocation of € 4,000 has been provided for leas Cathaoirleach. The sum of €90,747 has been provided for member's expenses annual allowance and the sum of €12,600 has been provided for expenses of members for attendance at conferences. The above allowances are in accordance with directions issued by the Minister for the Environment, Community and Local Government under article 17 of the Local Government (Expenses of Local Authority Members) Regulations 2014.

REGISTER OF ELECTORS

Cavan County Council compiles and publishes the Register of Electors for the County in accordance with the provisions of the Electoral Acts 1992-2002.

A sum of € 94,959 has been provided for this service in 2017 inclusive of service support costs.

Human Resources

The changing environment within which Local Government now operates presents

ongoing challenges for staff. The Human Resources Section is responsible for the management of a wide range of matters relating to staff within Cavan County Council. During 2016 the Council recruited additional staff. A key element of the work of HR Section is to ensure a stable and supportive working environment for all staff. To ensure a stable industrial relations environment continues to foster in our organisation, the HR Section works closely with Unions and Staff Representatives.

Training

The Human Resources Section continues, through the Performance Management and Development System (PMDS), to review training requirements throughout the organisation to ensure that the skills, knowledge and competencies of our staff are continually enhanced and updated. A training programme, with particular emphasis on Health & Safety continues to be delivered to all staff.

Information & Communication Technology

During 2016, The IT Section has continued to focus expenditure to digitally support the business areas and transform business processes, ensuring efficient, secure and reliable services for the public.

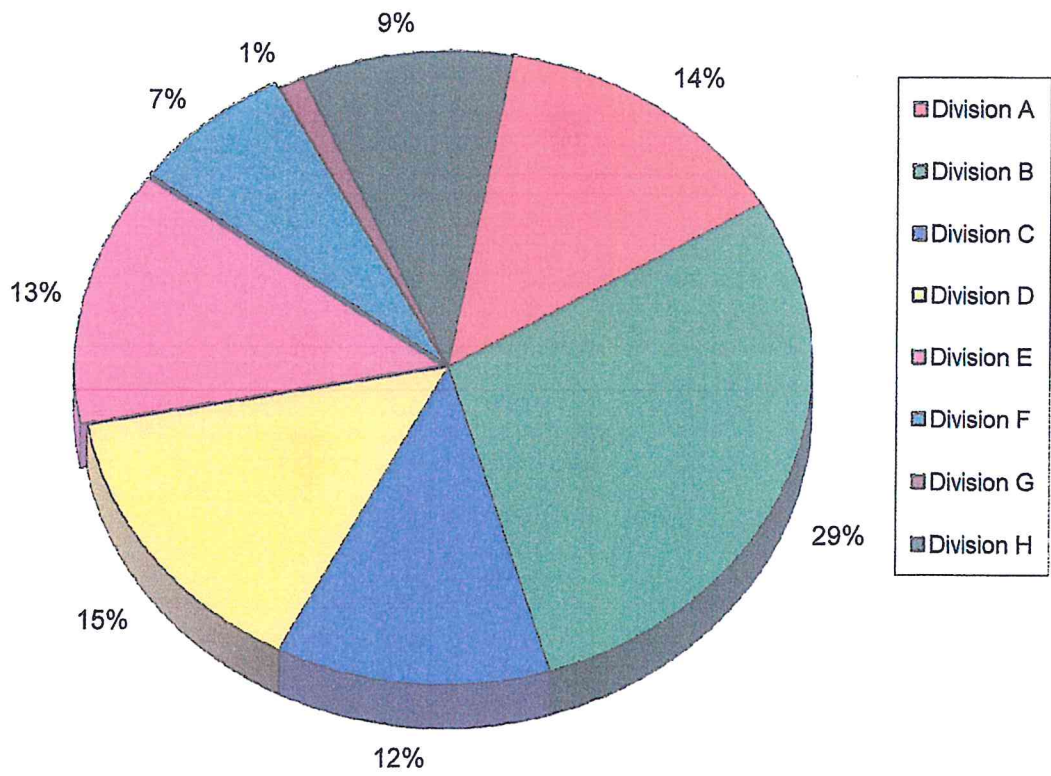
In addition to the operational IT tasks carried out every day by the Section, the following are the main projects for 2016:

- Our work to facilitate an early and efficient rollout of the National Broadband Plan in rural areas has played a vital part in supporting communities and businesses throughout the County. Our work has been recognised nationally as best practice. The Department of Arts, Heritage and the Gaeltacht have used our processes as a template for all other Local Authorities to follow.
- In partnership with Ernst & Young Global Limited, we completed a full audit of software license compliance across the organization.
- We created the required infrastructure to facilitate the upgrade of our financial accounting system in 2017.
- We commenced a number of upgrade and improvement works on our business critical network connections during the year, work has commenced to provide resilience on our main link to Government Networks.
- We migrated all of the Council's web sites to a new hosting environment.
- We migrated our public facing library server infrastructure to a new hosting environment.
- We introduced a new IT helpdesk support system. This has allowed us measure our activity and direct resources and upgrades to the most necessary business applications.

- We developed and implemented a new web site for the Taste of Cavan event and also implemented a new responsive design for our main Council and museum web sites
- Our work during 2016 through the organisational change process technology group will play a pivotal role in enhancing organisational capacity, helping staff transform business processes through technology.
- Our expertise and commitment to cyber security was recognised in 2016 as the Council's IT Section was nominated to sit on the LGMA formed National Cyber Security Group for Local Authorities.

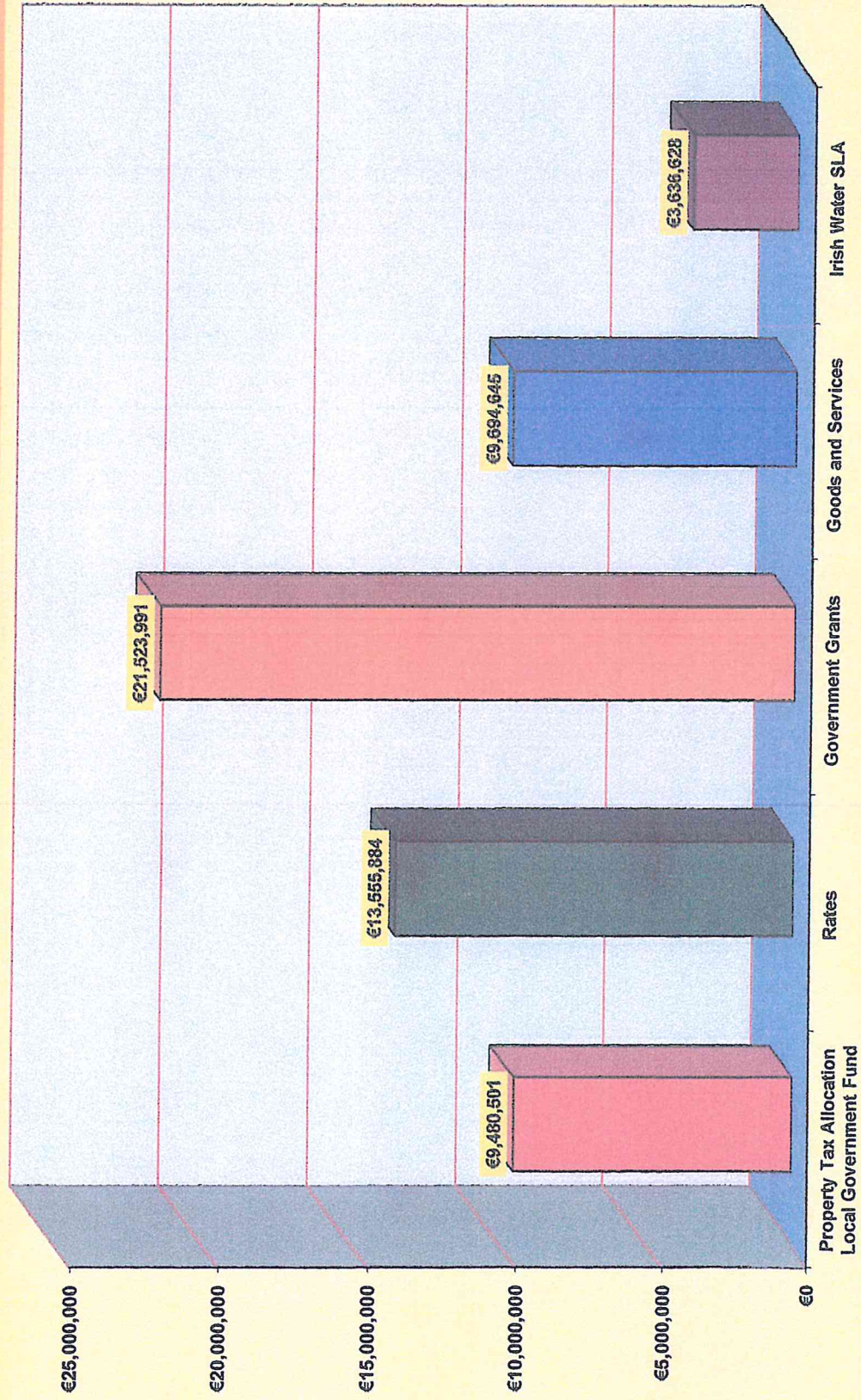
Appendices A- D

Expenditure 2017



Appendix B

Cavan County Council - Income 2017



Appendix C

ANNUAL RATE ON VALUATION 2016

Local Authority Name	Annual Rate on Valuation €
Kerry County Council	79.25
Cork County Council	74.75
Cork City Council	74.05
Clare County Council	72.99
Wicklow County Council	72.04
Wexford County Council	71.52
Roscommon County Council	71.44
Meath County Council	69.62
Carlow County Council	69.56
Kildare County Council	68.95
Mayo County Council	68.76
Donegal County Council	68.39
Galway City Council	67.40
Sligo County Council	66.95
Galway County Council	66.59
Offaly County Council	66.00
Longford County Council	65.35
Laois County Council	64.63
Leitrim County Council	62.15
Louth County Council	60.00
Monaghan County Council	58.76
Cavan County Council	56.85
Tipperary County Council	56.77
Kilkenny County Council	54.90
Westmeath County Council	54.54
Average Annual Rate on Valuation	66.49

Appendix D

CAVAN CO. CO. - Contribution to Road Works Scheme
1990 - 2017




TABLE A - CALCULATION OF ANNUAL RATE ON VALUATION FOR THE FINANCIAL YEAR 2017

Cavan County Council

Summary by Service Division	Expenditure €	Income €	Budget Net Expenditure 2017 €	%	Estimated Net Outturn 2016 Net Expenditure €	%
Gross Revenue Expenditure and Income						
A Housing and Building	7,860,888	8,604,820	(743,932)	-3.3%	(669,184)	-2.9%
B Road Transport & Safety	16,800,447	10,255,009	6,545,438	28.8%	6,346,760	27.9%
C Water Services	7,051,480	6,914,346	137,134	0.6%	125,582	0.6%
D Development Management	8,413,842	5,033,161	3,380,681	14.9%	3,050,424	13.4%
E Environmental Services	7,564,244	1,338,555	6,225,689	27.4%	5,885,543	25.9%
F Recreation and Amenity	4,132,757	625,220	3,507,537	15.4%	3,548,223	15.6%
G Agriculture, Education, Health & Welfare	647,229	423,667	223,562	1.0%	249,607	1.1%
H Miscellaneous Services	5,420,762	1,986,084	3,434,678	15.1%	4,220,294	18.5%
	57,891,649	35,180,862	22,710,787	100.0%	22,757,249	100.0%
Minus County Charge			-		-	
Provision for Debit Balance			-		-	
ADJUSTED GROSS EXPENDITURE AND INCOME			22,710,787		22,757,249	
Provision for Credit Balance			-		-	
Local Property Tax *			9,480,501		8,458,415	
Pension Related Deduction			-		980,000	
SUB - TOTAL			9,480,501		9,438,415	
NET AMOUNT OF RATES TO BE LEVIED			13,230,286			
Value of Base Year Adjustment			-			
AMOUNT OF RATES TO BE LEVIED (GROSS of BYA)			13,230,286			
NET EFFECTIVE VALUATION			229,294			
GENERAL ANNUAL RATE ON VALUATION			57.7000			

* Represents Discretionary Local Property Tax (Local Property Tax allocation less Self-Funding). See Appendix 2 for details of full LPT allocation

Table B: Expenditure and Income for 2017 and Estimated Outturn for 2016

	2017				2016			
	Expenditure		Income		Expenditure		Income	
	Adopted by Council €	Estimated by Chief Executive €	Adopted by Council €	Estimated by Chief Executive €	Adopted by Council €	Estimated Outturn €	Adopted by Council €	Estimated Outturn €
Division and Services								
A Housing and Building								
A01 Maintenance & Improvement of LA Housing Units	1,653,671	1,653,671	162,999	162,999	1,548,416	1,984,375	197,459	525,275
A02 Housing Assessment, Allocation and Transfer	345,901	345,901	4,992	4,992	440,642	442,702	5,330	5,154
A03 Housing Rent and Tenant Purchase Administration	449,963	449,963	4,040,757	4,040,757	320,721	307,909	3,838,738	3,908,361
A04 Housing Community Development Support	121,101	121,101	3,621	3,621	102,590	95,412	2,192	2,119
A05 Administration of Homeless Service	189,981	189,981	59,927	59,927	115,019	127,525	43,230	41,964
A06 Support to Housing Capital Prog.	504,881	504,881	124,075	124,075	473,339	467,281	132,952	28,196
A07 RAS Programme	3,938,872	3,938,872	3,989,302	3,989,302	3,487,747	3,697,925	3,544,194	3,705,403
A08 Housing Loans	500,514	500,514	215,076	215,076	475,324	483,567	200,699	195,114
A09 Housing Grants	154,697	154,697	4,071	4,071	147,655	137,896	3,369	3,258
A11 Agency & Recoupable Services	1,307	1,307	-	-	1,060	1,077	9	9
A Division Total	7,860,888	7,860,888	8,604,820	8,604,820	7,112,513	7,745,669	7,968,172	8,414,853

Table B: Expenditure and Income for 2017 and Estimated Outturn for 2016

	2017				2016				
	Expenditure		Income		Expenditure		Income		
	Adopted by Council	Estimated by Chief Executive	Adopted by Council	Estimated by Chief Executive	Adopted by Council	Estimated Outturn	Adopted by Council	Estimated Outturn	
	€	€	€	€	€	€	€	€	
B Road Transport & Safety									
B01 NP Road - Maintenance and Improvement	1,204,714	1,204,714	814,563	814,563	1,131,858	1,158,601	775,017	813,532	
B02 NS Road - Maintenance and Improvement	396,623	396,623	209,706	209,706	400,363	406,454	206,064	208,562	
B03 Regional Road - Maintenance and Improvement	3,543,198	3,543,198	2,760,070	2,760,070	3,026,050	3,512,685	2,304,069	2,773,209	
B04 Local Road - Maintenance and Improvement	9,819,854	9,819,854	5,742,095	5,742,095	10,783,653	9,548,587	6,959,200	5,722,429	
B05 Public Lighting	597,383	597,383	1,236	1,236	602,222	596,218	1,115	1,078	
B06 Traffic Management Improvement	151,552	151,552	67	67	242,033	240,893	5,243	5,069	
B07 Road Safety Engineering Improvement	130,383	130,383	16,532	16,532	124,000	142,175	1,013	14,605	
B08 Road Safety Promotion & Education	1,070	1,070	-	-	4,686	4,718	882	853	
B09 Car Parking	545,718	545,718	606,678	606,678	561,722	504,872	593,868	589,579	
B10 Support to Roads Capital Prog	189,961	189,961	9,173	9,173	245,188	251,380	13,602	13,151	
B11 Agency & Recoupable Services	219,991	219,991	94,889	94,889	226,424	229,703	100,492	107,459	
B Division Total	16,800,447	16,800,447	10,255,009	10,255,009	17,348,199	16,596,286	10,960,565	10,249,526	

Table B: Expenditure and Income for 2017 and Estimated Outturn for 2016

	2017				2016			
	Expenditure		Income		Expenditure		Income	
	Adopted by Council €	Estimated by Chief Executive €	Adopted by Council €	Estimated by Chief Executive €	Adopted by Council €	Estimated Outturn €	Adopted by Council €	Estimated Outturn €
C Water Services								
C01 Water Supply	1,878,390	1,878,390	1,988,984	1,988,984	2,186,579	1,910,719	2,239,988	1,972,852
C02 Waste Water Treatment	1,648,664	1,648,664	1,753,398	1,753,398	1,823,941	1,678,142	1,949,222	1,743,570
C03 Collection of Water and Waste Water Charges	29,990	29,990	6,493	6,493	213,309	211,739	149,621	209,197
C04 Public Conveniences	38,743	38,743	339	339	32,885	35,366	21	20
C05 Admin of Group and Private Installations	3,204,665	3,204,665	3,124,097	3,124,097	3,085,513	3,014,820	3,125,214	2,984,052
C06 Support to Water Capital Programme	229,311	229,311	19,452	19,452	207,095	210,208	27,246	26,343
C07 Agency & Recoupable Services	21,717	21,717	21,583	21,583	111,119	33,190	88,186	32,568
C08 Local Authority Water and Sanitary Non Irish Water	-	-	-	-	-	-	-	-
C Division Total	7,051,480	7,051,480	6,914,346	6,914,346	7,660,441	7,094,184	7,579,498	6,968,602

Table B: Expenditure and Income for 2017 and Estimated Outturn for 2016

	2017				2016			
	Expenditure		Income		Expenditure		Income	
	Adopted by Council €	Estimated by Chief Executive €	Adopted by Council €	Estimated by Chief Executive €	Adopted by Council €	Estimated Outturn €	Adopted by Council €	Estimated Outturn €
D Division and Services								
D Development Management								
D01 Forward Planning	209,708	209,708	31,210	31,210	124,351	141,622	5,256	5,081
D02 Development Management	946,966	946,966	299,215	299,215	895,849	870,663	240,542	289,920
D03 Enforcement	194,758	194,758	2,498	2,498	145,448	146,989	3,660	3,539
D04 Industrial and Commercial Facilities	-	-	-	-	186	189	-	-
D05 Tourism Development and Promotion	492,893	492,893	7,128	7,128	446,355	439,917	6,851	6,624
D06 Community and Enterprise Function	4,538,965	4,538,965	3,494,581	3,494,581	3,155,307	2,052,131	2,295,915	1,105,739
D07 Unfinished Housing Estates	182,428	182,428	18,512	18,512	162,481	150,100	3,684	3,345
D08 Building Control	96,175	96,175	1,467	1,467	96,083	89,109	929	898
D09 Economic Development and Promotion	1,447,138	1,447,138	1,053,221	1,053,221	1,361,502	1,119,829	979,587	736,228
D10 Property Management	40,909	40,909	20,513	20,513	23,134	39,643	24,252	20,659
D11 Heritage and Conservation Services	170,441	170,441	46,083	46,083	197,280	169,547	45,991	44,879
D12 Agency & Recoupable Services	93,461	93,461	58,733	58,733	141,311	122,555	94,257	74,958
D Division Total	8,413,842	8,413,842	5,033,161	5,033,161	6,749,287	5,342,294	3,700,924	2,291,870

Table B: Expenditure and Income for 2017 and Estimated Outturn for 2016

Division and Services	2017				2016			
	Expenditure		Income		Expenditure		Income	
	Adopted by Council €	Estimated by Chief Executive €	Adopted by Council €	Estimated by Chief Executive €	Adopted by Council €	Estimated Outturn €	Adopted by Council €	Estimated Outturn €
E Environmental Services								
E01 Landfill Operation and Aftercare	758,068	758,068	463,115	463,115	695,471	714,557	200,357	250,346
E02 Recovery & Recycling Facilities Operations	293,761	293,761	64,906	64,906	252,542	238,671	124,470	70,114
E03 Waste to Energy Facilities Operations	-	-	-	-	-	-	-	-
E04 Provision of Waste to Collection Services	3,218	3,218	83	83	3,354	3,421	90	87
E05 Litter Management	352,005	352,005	20,145	20,145	288,713	257,599	13,901	10,838
E06 Street Cleaning	343,467	343,467	6,436	6,436	336,434	340,105	7,270	7,029
E07 Waste Regulations, Monitoring and Enforcement	596,761	596,761	345,536	345,536	454,980	455,936	329,884	322,937
E08 Waste Management Planning	104,815	104,815	1,249	1,249	147,472	73,827	657	635
E09 Maintenance of Burial Grounds	23,506	23,506	-	-	23,150	21,195	311	301
E10 Safety of Structures and Places	291,920	291,920	84,097	84,097	281,208	329,288	79,244	127,087
E11 Operation of Fire Service	3,870,089	3,870,089	269,194	269,194	3,711,304	3,690,328	246,917	251,382
E12 Fire Prevention	292,179	292,179	6,799	6,799	278,948	357,102	6,803	6,578
E13 Water Quality, Air and Noise Pollution	634,336	634,336	76,995	76,995	562,834	532,637	82,537	81,931
E14 Agency & Recoupable Services	119	119	-	-	139	142	-	-
E Division Total	7,564,244	7,564,244	1,338,555	1,338,555	7,036,549	7,014,808	1,092,441	1,129,265

Table B: Expenditure and Income for 2017 and Estimated Outturn for 2016

	2017				2016			
	Expenditure		Income		Expenditure		Income	
	Adopted by Council €	Estimated by Chief Executive €	Adopted by Council €	Estimated by Chief Executive €	Adopted by Council €	Estimated Outturn €	Adopted by Council €	Estimated Outturn €
F Recreation and Amenity								
F01 Leisure Facilities Operations	199,471	199,471	183	183	251,016	251,749	626	605
F02 Operation of Library and Archival Service	1,800,013	1,800,013	73,911	73,911	1,875,101	1,919,533	128,245	123,698
F03 Outdoor Leisure Areas Operations	407,660	407,660	3,683	3,683	413,248	428,406	4,055	3,921
F04 Community Sport and Recreational Development	315,667	315,667	205,480	205,480	241,916	246,714	155,934	159,640
F05 Operation of Arts Programme	1,409,173	1,409,173	341,963	341,963	1,301,404	1,340,565	323,410	351,163
F06 Agency & Recoupable Services	773	773	-	-	279	283	-	-
F Division Total	4,132,757	4,132,757	625,220	625,220	4,082,964	4,187,250	612,270	639,027

Table B: Expenditure and Income for 2017 and Estimated Outturn for 2016

	2017				2016			
	Expenditure		Income		Expenditure		Income	
	Adopted by Council €	Estimated by Chief Executive €	Adopted by Council €	Estimated by Chief Executive €	Adopted by Council €	Estimated Outturn €	Adopted by Council €	Estimated Outturn €
G	Division and Services							
G01	93,183	93,183	-	-	95,368	95,413	294	284
G02	-	-	-	-	-	-	-	-
G03	-	-	-	-	-	-	-	-
G04	520,427	520,427	420,975	420,975	514,478	512,826	403,028	409,798
G05	33,619	33,619	2,692	2,692	121,419	54,324	22,300	2,874
G06	-	-	-	-	-	-	-	-
G	647,229	647,229	423,667	423,667	731,265	662,563	425,622	412,956

Table B: Expenditure and Income for 2017 and Estimated Outturn for 2016

Division and Services	2017				2016			
	Expenditure		Income		Expenditure		Income	
	Adopted by Council €	Estimated by Chief Executive €	Adopted by Council €	Estimated by Chief Executive €	Adopted by Council €	Estimated Outturn €	Adopted by Council €	Estimated Outturn €
H Miscellaneous Services								
H01 Profit & Loss Machinery Account	154,927	154,927	12,869	12,869	148,213	150,275	13,306	12,865
H02 Profit & Loss Stores Account	126,836	126,836	3,233	3,233	130,258	130,944	3,101	2,998
H03 Administration of Rates	2,184,963	2,184,963	21,408	21,408	2,537,337	2,556,124	155,615	204,241
H04 Franchise Costs	94,959	94,959	2,348	2,348	90,546	99,743	2,193	2,121
H05 Operation of Morgue and Coroner Expenses	154,305	154,305	988	988	155,299	146,326	860	831
H06 Weighbridges	-	-	-	-	-	-	-	-
H07 Operation of Markets and Casual Trading	8,133	8,133	6,192	6,192	10,357	9,442	6,558	7,290
H08 Malicious Damage	63,487	63,487	63,487	63,487	63,487	-	63,487	-
H09 Local Representation & Civic Leadership	747,151	747,151	15,807	15,807	728,897	727,175	20,810	20,120
H10 Motor Taxation	563,733	563,733	39,579	39,579	631,885	611,178	42,914	42,320
H11 Agency & Recoupable Services	1,322,268	1,322,268	1,820,173	1,494,575	987,022	1,602,071	778,495	1,520,198
H Division Total	5,420,762	5,420,762	1,986,084	1,660,486	5,483,301	6,033,278	1,087,339	1,812,984
Overall Total	57,891,649	57,891,649	35,180,862	34,855,264	56,204,519	54,676,332	33,426,831	31,919,083

TABLE C - CALCULATION OF BASE YEAR ADJUSTMENT FOR THE FINANCIAL YEAR 2017**Cavan County Council**

Rating Authority	(i) Annual Rate on Valuation 2017 €	(ii) Effective ARV (Net of BYA) 2017 €	(iii) Base Year Adjustment 2017 €	(iv) Net Effective Valuation €	(v) Value of Base Year Adjustment €
Cavan Town Council	57.7000	57.7000	-	27,601	-
TOTAL				27,601	-

Table D**ANALYSIS OF BUDGET 2017 INCOME FROM GOODS AND SERVICES**

Source of Income	2017 €	2016 €
Rents from houses	5,103,736	4,893,270
Housing Loans Interest & Charges	121,426	129,820
Parking Fines & Charges	597,600	585,119
Irish Water	3,636,628	4,380,653
Planning Fees	295,000	221,000
Sale/leasing of other property/Industrial Sites	26,000	23,570
Domestic Refuse Charges	-	-
Commercial Refuse Charges	-	-
Landfill Charges	-	-
Fire Charges	205,000	190,000
Recreation/Amenity/Culture	-	-
Library Fees/Fines	24,500	27,000
Agency Services & Repayable Works	-	-
Local Authority Contributions	204,549	143,740
Superannuation	683,738	723,999
NPPR	425,598	100,000
Other income	2,333,096	1,507,960
Total Goods and Services	13,656,871	12,926,131

Table E

ANALYSIS OF BUDGET 2017 INCOME FROM GRANTS, SUBSIDIES, & LPT

	2017	2016
	€	€
Department of Housing, Planning, Community and Local Government		
Housing & Building	3,198,973	2,781,167
Road Transport & Safety	-	-
Water Services	3,135,024	3,220,636
Development Management	2,489,037	2,104,241
Environmental Services	301,500	325,800
Recreation & Amenity	-	-
Agriculture, Food & the Marine	2,000	2,000
Miscellaneous Services	244,143	198,192
LPT Self Funding	-	-
Sub-total	9,370,677	8,632,036
Other Departments and Bodies		
TII Transport Infrastructure Ireland	9,444,781	10,153,006
Arts, Heritage & Gaeltacht	-	-
DTO	-	-
Social Protection	-	-
Defence	76,000	74,500
Education & Skills	-	19,328
Library Council	-	-
Arts Council	93,466	80,400
Transport, Tourism & Sport	-	-
Justice & Equality	-	-
Agriculture, Food & The Marine	-	-
Non Dept HFA & BMW	-	-
Jobs, Enterprise, & Innovation	923,366	838,051
Other Grants & Subsidies	1,615,701	703,379
Sub-total	12,153,314	11,868,664
Total Grants and Subsidies	21,523,991	20,500,700

Table F - Expenditure

Division A - Housing and Building

Expenditure by Service and Sub-Service	2017		2016	
	Adopted by Council	Estimated by Chief Executive	Adopted by Council	Estimated Outturn
	€	€	€	€
A0101 Maintenance of LA Housing Units	994,150	994,150	987,391	1,380,840
A0102 Maintenance of Traveller Accommodation Units	-	-	-	-
A0103 Traveller Accommodation Management	111,432	111,432	105,569	117,283
A0104 Estate Maintenance	45,000	45,000	45,000	45,000
A0199 Service Support Costs	503,089	503,089	410,456	441,252
A01 Maintenance & Improvement of LA Housing Units	1,653,671	1,653,671	1,548,416	1,984,375
A0201 Assessment of Housing Needs, Allocs. & Trans.	229,598	229,598	296,395	279,890
A0299 Service Support Costs	116,303	116,303	144,247	162,812
A02 Housing Assessment, Allocation and Transfer	345,901	345,901	440,642	442,702
A0301 Debt Management & Rent Assessment	332,192	332,192	228,790	211,142
A0399 Service Support Costs	117,771	117,771	91,931	96,767
A03 Housing Rent and Tenant Purchase Administration	449,963	449,963	320,721	307,909
A0401 Housing Estate Management	13,881	13,881	13,360	12,911
A0402 Tenancy Management	69,661	69,661	58,022	50,490
A0403 Social and Community Housing Service	-	-	-	-
A0499 Service Support Costs	37,559	37,559	31,208	32,011
A04 Housing Community Development Support	121,101	121,101	102,590	95,412
A0501 Homeless Grants Other Bodies	-	-	-	-
A0502 Homeless Service	40,000	40,000	15,000	15,000
A0599 Service Support Costs	149,981	149,981	100,019	112,525
A05 Administration of Homeless Service	189,981	189,981	115,019	127,525
A0601 Technical and Administrative Support	183,378	183,378	181,115	172,312
A0602 Loan Charges	100,309	100,309	104,300	104,300
A0699 Service Support Costs	221,194	221,194	187,924	190,669
A06 Support to Housing Capital Prog.	504,881	504,881	473,339	467,281
A0701 RAS Operations	3,594,966	3,594,966	3,302,107	3,487,089
A0702 Long Term Leasing	170,496	170,496	78,252	101,376
A0704 Affordable Leases	-	-	-	-
A0799 Service Support Costs	173,410	173,410	107,388	109,460
A07 RAS Programme	3,938,872	3,938,872	3,487,747	3,697,925
A0801 Loan Interest and Other Charges	312,774	312,774	282,652	292,621
A0802 Debt Management Housing Loans	104,644	104,644	123,452	120,265
A0899 Service Support Costs	83,096	83,096	69,220	70,681
A08 Housing Loans	500,514	500,514	475,324	483,567

Table F - Expenditure				
Division A - Housing and Building				
Expenditure by Service and Sub-Service	2017		2016	
	Adopted by Council	Estimated by Chief Executive	Adopted by Council	Estimated Outturn
	€	€	€	€
A0901 Disabled Persons Grants	-	-	-	-
A0902 Loan Charges DPG/ERG	-	-	-	-
A0903 Essential Repair Grants	-	-	-	-
A0904 Other Housing Grant Payments	-	-	-	-
A0905 Mobility Aids Housing Grants	-	-	-	-
A0999 Service Support Costs	154,697	154,697	147,655	137,896
A09 Housing Grants	154,697	154,697	147,655	137,896
A1101 Agency & Recoupable Service	-	-	-	-
A1199 Service Support Costs	1,307	1,307	1,060	1,077
A11 Agency & Recoupable Services	1,307	1,307	1,060	1,077
A Division Total	7,860,888	7,860,888	7,112,513	7,745,669

Table F - Income

Division A - Housing and Building

Income by Source	2017		2016	
	Adopted by Council €	Estimated by Chief Executive €	Adopted by Council €	Estimated Outturn €
Government Grants, Subsidies, & LPT				
Housing, Planning, Community & Local Government	3,198,973	3,198,973	2,781,167	2,762,923
Other Grants & Subsidies	80,000	80,000	60,000	60,000
LPT Self Funding	-	-	-	-
Total Government Grants, Subsidies, & LPT	3,278,973	3,278,973	2,841,167	2,822,923
Goods & Services				
Rents from houses	5,103,736	5,103,736	4,893,270	4,966,192
Housing Loans Interest & Charges	121,426	121,426	129,820	125,099
Agency Services & Repayable Works	-	-	-	-
Superannuation	57,743	57,743	60,971	58,952
Local Authority Contributions	42,942	42,942	42,944	41,687
Other income	-	-	-	400,000
Total Goods & Services	5,325,847	5,325,847	5,127,005	5,591,930
Division 'A' Total	8,604,820	8,604,820	7,968,172	8,414,853

Table F - Expenditure				
Division B - Road Transport & Safety				
Expenditure by Service and Sub-Service	2017		2016	
	Adopted by Council	Estimated by Chief Executive	Adopted by Council	Estimated Outturn
	€	€	€	€
B0101 NP - Surface Dressing	-	-	-	-
B0102 NP - Pavement Overlay/Reconstruction	-	-	-	-
B0103 NP - Winter Maintenance	120,000	120,000	120,000	121,058
B0104 NP - Bridge Maintenance (Eirspan)	-	-	-	-
B0105 NP - General Maintenance	657,833	657,833	595,947	617,258
B0106 NP - General Improvements Works	-	-	-	-
B0199 Service Support Costs	426,881	426,881	415,911	420,285
B01 NP Road - Maintenance and Improvement	1,204,714	1,204,714	1,131,858	1,158,601
B0201 NS - Surface Dressing	-	-	-	-
B0202 NS - Overlay/Reconstruction	-	-	-	-
B0203 NS - Overlay/Reconstruction – Urban	-	-	-	-
B0204 NS - Winter Maintenance	70,000	70,000	70,000	70,985
B0205 NS - Bridge Maintenance (Eirspan)	-	-	-	-
B0206 NS - General Maintenance	134,697	134,697	132,067	135,851
B0207 NS - General Improvement Works	-	-	-	-
B0299 Service Support Costs	191,926	191,926	198,296	199,618
B02 NS Road - Maintenance and Improvement	396,623	396,623	400,363	406,454
B0301 Regional Roads Surface Dressing	449,380	449,380	279,992	451,680
B0302 Reg Rd Surface Rest/Road Reconstruction/Overlay	1,358,734	1,358,734	1,455,581	1,365,456
B0303 Regional Road Winter Maintenance	353,000	353,000	-	353,000
B0304 Regional Road Bridge Maintenance	-	-	-	-
B0305 Regional Road General Maintenance Works	281,885	281,885	312,816	286,560
B0306 Regional Road General Improvement Works	299,000	299,000	223,400	301,580
B0399 Service Support Costs	801,199	801,199	754,261	754,409
B03 Regional Road - Maintenance and Improvement	3,543,198	3,543,198	3,026,050	3,512,685
B0401 Local Road Surface Dressing	1,347,840	1,347,840	-	1,347,840
B0402 Local Rd Surface Rest/Road Reconstruction/Overlay	2,341,860	2,341,860	3,900,363	2,345,680
B0403 Local Roads Winter Maintenance	-	-	-	-
B0404 Local Roads Bridge Maintenance	-	-	-	-
B0405 Local Roads General Maintenance Works	3,984,766	3,984,766	4,099,891	3,993,855
B0406 Local Roads General Improvement Works	294,000	294,000	1,202,228	296,880
B0499 Service Support Costs	1,851,388	1,851,388	1,581,171	1,564,332
B04 Local Road - Maintenance and Improvement	9,819,854	9,819,854	10,783,653	9,548,587

Table F - Expenditure				
Division B - Road Transport & Safety				
Expenditure by Service and Sub-Service	2017		2016	
	Adopted by Council	Estimated by Chief Executive	Adopted by Council	Estimated Outturn
	€	€	€	€
B0501 Public Lighting Operating Costs	550,000	550,000	577,559	570,000
B0502 Public Lighting Improvement	-	-	-	-
B0599 Service Support Costs	47,383	47,383	24,663	26,218
B05 Public Lighting	597,383	597,383	602,222	596,218
B0601 Traffic Management	-	-	-	-
B0602 Traffic Maintenance	148,544	148,544	148,524	148,444
B0603 Traffic Improvement Measures	-	-	-	-
B0699 Service Support Costs	3,008	3,008	93,509	92,449
B06 Traffic Management Improvement	151,552	151,552	242,033	240,893
B0701 Low Cost Remedial Measures	91,572	91,572	41,034	59,610
B0702 Other Engineering Improvements	-	-	-	-
B0799 Service Support Costs	38,811	38,811	82,966	82,565
B07 Road Safety Engineering Improvement	130,383	130,383	124,000	142,175
B0801 School Wardens	-	-	-	-
B0802 Publicity and Promotion Road Safety	-	-	-	-
B0899 Service Support Costs	1,070	1,070	4,686	4,718
B08 Road Safety Promotion & Education	1,070	1,070	4,686	4,718
B0901 Maintenance and Management of Car Parks	90,626	90,626	75,000	85,000
B0902 Operation of Street Parking	274,985	274,985	329,335	262,442
B0903 Parking Enforcement	53,856	53,856	53,946	52,856
B0999 Service Support Costs	126,251	126,251	103,441	104,574
B09 Car Parking	545,718	545,718	561,722	504,872
B1001 Administration of Roads Capital Programme	92,806	92,806	85,650	89,256
B1099 Service Support Costs	97,155	97,155	159,538	162,124
B10 Support to Roads Capital Prog	189,961	189,961	245,188	251,380
B1101 Agency & Recoupable Service	74,040	74,040	73,820	73,068
B1199 Service Support Costs	145,951	145,951	152,604	156,635
B11 Agency & Recoupable Services	219,991	219,991	226,424	229,703
B Division Total	16,800,447	16,800,447	17,348,199	16,596,286

Table F - Income

Division B - Road Transport & Safety

Income by Source	2017		2016	
	Adopted by Council €	Estimated by Chief Executive €	Adopted by Council €	Estimated Outturn €
Government Grants, Subsidies, & LPT				
Arts, Heritage & Gaeltacht	-	-	-	-
TII Transport Infrastructure Ireland	9,444,781	9,444,781	10,153,006	9,444,781
Housing, Planning, Community & Local Government	-	-	-	-
DTO	-	-	-	-
Other Grants & Subsidies	-	-	-	-
LPT Self Funding	-	-	-	-
Total Government Grants, Subsidies, & LPT	9,444,781	9,444,781	10,153,006	9,444,781
Goods & Services				
Parking Fines & Charges	597,600	597,600	585,119	581,120
Agency Services & Repayable Works	-	-	-	-
Superannuation	179,128	179,128	185,600	179,448
Local Authority Contributions	-	-	-	-
Other income	33,500	33,500	36,840	44,177
Total Goods & Services	810,228	810,228	807,559	804,745
Division 'B' Total	10,255,009	10,255,009	10,960,565	10,249,526

Table F - Expenditure				
Division C - Water Services				
Expenditure by Service and Sub-Service	2017		2016	
	Adopted by Council	Estimated by Chief Executive	Adopted by Council	Estimated Outturn
	€	€	€	€
C0101 Water Plants & Networks	7,512	7,512	761,094	49,678
C0199 Service Support Costs	1,870,878	1,870,878	1,425,485	1,861,041
C01 Water Supply	1,878,390	1,878,390	2,186,579	1,910,719
C0201 Waste Plants and Networks	7,512	7,512	676,815	49,678
C0299 Service Support Costs	1,641,152	1,641,152	1,147,126	1,628,464
C02 Waste Water Treatment	1,648,664	1,648,664	1,823,941	1,678,142
C0301 Debt Management Water and Waste Water	-	-	144,019	140,956
C0399 Service Support Costs	29,990	29,990	69,290	70,783
C03 Collection of Water and Waste Water Charges	29,990	29,990	213,309	211,739
C0401 Operation and Maintenance of Public Conveniences	33,000	33,000	30,801	33,000
C0499 Service Support Costs	5,743	5,743	2,084	2,366
C04 Public Conveniences	38,743	38,743	32,885	35,366
C0501 Grants for Individual Installations	20,000	20,000	20,894	19,875
C0502 Grants for Water Group Schemes	-	-	-	-
C0503 Grants for Waste Water Group Schemes	-	-	-	-
C0504 Group Water Scheme Subsidies	3,000,000	3,000,000	3,000,000	2,860,000
C0599 Service Support Costs	184,665	184,665	64,619	134,945
C05 Admin of Group and Private Installations	3,204,665	3,204,665	3,085,513	3,014,820
C0601 Technical Design and Supervision	-	-	-	-
C0699 Service Support Costs	229,311	229,311	207,095	210,208
C06 Support to Water Capital Programme	229,311	229,311	207,095	210,208
C0701 Agency & Recoupable Service	7,347	7,347	86,940	8,500
C0799 Service Support Costs	14,370	14,370	24,179	24,690
C07 Agency & Recoupable Services	21,717	21,717	111,119	33,190
C0801 Local Authority Water - Non Irish Water	-	-	-	-
C0802 Local Authority Waste - Non Irish Water	-	-	-	-
C08 Local Authority Water and Sanitary Non Irish Water	-	-	-	-
C Division Total	7,051,480	7,051,480	7,660,441	7,094,184

Table F - Income

Division C - Water Services

Income by Source	2017		2016	
	Adopted by Council €	Estimated by Chief Executive €	Adopted by Council €	Estimated Outturn €
Government Grants, Subsidies, & LPT				
Housing, Planning, Community & Local Government	3,135,024	3,135,024	3,220,636	3,079,231
Other Grants & Subsidies	-	-	-	-
Total Government Grants, Subsidies, & LPT	3,135,024	3,135,024	3,220,636	3,079,231
Goods & Services				
Agency Services & Repayable Works	-	-	-	-
Superannuation	136,694	136,694	142,773	138,039
Irish Water	3,636,628	3,636,628	4,216,089	3,751,332
Local Authority Contributions	-	-	-	-
Other income	6,000	6,000	-	-
Total Goods & Services	3,779,322	3,779,322	4,358,862	3,889,371
Division 'C' Total	6,914,346	6,914,346	7,579,498	6,968,602

Table F - Expenditure				
Division D - Development Management				
Expenditure by Service and Sub-Service	2017		2016	
	Adopted by Council	Estimated by Chief Executive	Adopted by Council	Estimated Outturn
	€	€	€	€
D0101 Statutory Plans and Policy	170,774	170,774	85,226	101,805
D0199 Service Support Costs	38,934	38,934	39,125	39,817
D01 Forward Planning	209,708	209,708	124,351	141,622
D0201 Planning Control	618,271	618,271	661,002	631,142
D0299 Service Support Costs	328,695	328,695	234,847	239,521
D02 Development Management	946,966	946,966	895,849	870,663
D0301 Enforcement Costs	128,120	128,120	106,712	107,520
D0399 Service Support Costs	66,638	66,638	38,736	39,469
D03 Enforcement	194,758	194,758	145,448	146,989
D0401 Industrial Sites Operations	-	-	-	-
D0403 Management of & Contribs to Other Commercial Facs	-	-	-	-
D0404 General Development Promotion Work	-	-	-	-
D0499 Service Support Costs	-	-	186	189
D04 Industrial and Commercial Facilities	-	-	186	189
D0501 Tourism Promotion	335,109	335,109	318,321	310,175
D0502 Tourist Facilities Operations	-	-	-	-
D0599 Service Support Costs	157,784	157,784	128,034	129,742
D05 Tourism Development and Promotion	492,893	492,893	446,355	439,917
D0601 General Community & Enterprise Expenses	4,116,435	4,116,435	2,741,244	1,672,036
D0602 RAPID Costs	-	-	-	-
D0603 Social Inclusion	110,999	110,999	141,963	102,679
D0699 Service Support Costs	311,531	311,531	272,100	277,416
D06 Community and Enterprise Function	4,538,965	4,538,965	3,155,307	2,052,131
D0701 Unfinished Housing Estates	139,269	139,269	126,961	113,769
D0799 Service Support Costs	43,159	43,159	35,520	36,331
D07 Unfinished Housing Estates	182,428	182,428	162,481	150,100
D0801 Building Control Inspection Costs	69,243	69,243	78,992	67,046
D0802 Building Control Enforcement Costs	13,426	13,426	7,836	12,617
D0899 Service Support Costs	13,506	13,506	9,255	9,446
D08 Building Control	96,175	96,175	96,083	89,109

Table F - Expenditure				
Division D - Development Management				
Expenditure by Service and Sub-Service	2017		2016	
	Adopted by Council	Estimated by Chief Executive	Adopted by Council	Estimated Outturn
	€	€	€	€
D0901 Urban and Village Renewal	-	-	-	-
D0902 EU Projects	-	-	-	-
D0903 Town Twinning	-	-	-	-
D0904 European Office	-	-	-	-
D0905 Economic Development & Promotion	300,343	300,343	316,432	299,531
D0906 Local Enterprise Office	1,048,510	1,048,510	950,051	724,145
D0999 Service Support Costs	98,285	98,285	95,019	96,153
D09 Economic Development and Promotion	1,447,138	1,447,138	1,361,502	1,119,829
D1001 Property Management Costs	35,392	35,392	16,233	32,616
D1099 Service Support Costs	5,517	5,517	6,901	7,027
D10 Property Management	40,909	40,909	23,134	39,643
D1101 Heritage Services	109,875	109,875	138,174	113,465
D1102 Conservation Services	27,161	27,161	26,646	23,047
D1103 Conservation Grants	-	-	-	-
D1199 Service Support Costs	33,405	33,405	32,460	33,035
D11 Heritage and Conservation Services	170,441	170,441	197,280	169,547
D1201 Agency & Recoupable Service	53,167	53,167	81,412	62,539
D1299 Service Support Costs	40,294	40,294	59,899	60,016
D12 Agency & Recoupable Services	93,461	93,461	141,311	122,555
D Division Total	8,413,842	8,413,842	6,749,287	5,342,294

Table F - Income

Division D - Development Management

Income by Source	2017		2016	
	Adopted by Council €	Estimated by Chief Executive €	Adopted by Council €	Estimated Outturn €
Government Grants, Subsidies, & LPT				
Arts, Heritage & Gaeltacht	-	-	-	-
Housing, Planning, Community & Local Government	2,489,037	2,489,037	2,104,241	989,091
Jobs, Enterprise and Innovation	923,366	923,366	838,051	702,055
Other Grants & Subsidies	966,550	966,550	145,400	70,000
Total Government Grants, Subsidies, & LPT	4,378,953	4,378,953	3,087,692	1,761,146
Goods & Services				
Planning Fees	295,000	295,000	221,000	270,750
Agency Services & Repayable Works	-	-	-	-
Superannuation	69,541	69,541	85,005	82,185
Sale/leasing of other property/Industrial Sites	20,000	20,000	23,570	20,000
Local Authority Contributions	-	-	-	-
Other income	269,667	269,667	283,657	157,789
Total Goods & Services	654,208	654,208	613,232	530,724
Division 'D' Total	5,033,161	5,033,161	3,700,924	2,291,870

Table F - Expenditure				
Division E - Environmental Services				
Expenditure by Service and Sub-Service	2017		2016	
	Adopted by Council	Estimated by Chief Executive	Adopted by Council	Estimated Outturn
	€	€	€	€
E0101 Landfill Operations	381,100	381,100	364,500	400,033
E0102 Contribution to other LAs - Landfill Facilities	-	-	-	-
E0103 Landfill Aftercare Costs.	300,657	300,657	309,018	292,413
E0199 Service Support Costs	76,311	76,311	21,953	22,111
E01 Landfill Operation and Aftercare	758,068	758,068	695,471	714,557
E0201 Recycling Facilities Operations	430	430	860	-
E0202 Bring Centres Operations	208,300	208,300	187,500	175,000
E0204 Other Recycling Services	600	600	-	-
E0299 Service Support Costs	84,431	84,431	64,182	63,671
E02 Recovery & Recycling Facilities Operations	293,761	293,761	252,542	238,671
E0301 Waste to Energy Facilities Operations	-	-	-	-
E0399 Service Support Costs	-	-	-	-
E03 Waste to Energy Facilities Operations	-	-	-	-
E0401 Recycling Waste Collection Services	-	-	-	-
E0402 Organic Waste Collection Services	-	-	-	-
E0403 Residual Waste Collection Services	-	-	-	-
E0404 Commercial Waste Collection Services	-	-	-	-
E0406 Contribution to Waste Collection Services	-	-	-	-
E0407 Other Costs Waste Collection	-	-	-	-
E0499 Service Support Costs	3,218	3,218	3,354	3,421
E04 Provision of Waste to Collection Services	3,218	3,218	3,354	3,421
E0501 Litter Warden Service	165,049	165,049	155,000	115,100
E0502 Litter Control Initiatives	40,000	40,000	30,300	32,500
E0503 Environmental Awareness Services	-	-	-	-
E0599 Service Support Costs	146,956	146,956	103,413	109,999
E05 Litter Management	352,005	352,005	288,713	257,599
E0601 Operation of Street Cleaning Service	290,000	290,000	290,000	292,817
E0602 Provision and Improvement of Litter Bins	-	-	-	-
E0699 Service Support Costs	53,467	53,467	46,434	47,288
E06 Street Cleaning	343,467	343,467	336,434	340,105
E0701 Monitoring of Waste Regs (incl Private Landfills)	8,650	8,650	8,650	3,360
E0702 Enforcement of Waste Regulations	433,890	433,890	298,880	302,000
E0799 Service Support Costs	154,221	154,221	147,450	150,576
E07 Waste Regulations, Monitoring and Enforcement	596,761	596,761	454,980	455,936

Table F - Expenditure				
Division E - Environmental Services				
Expenditure by Service and Sub-Service	2017		2016	
	Adopted by Council	Estimated by Chief Executive	Adopted by Council	Estimated Outturn
	€	€	€	€
E0801 Waste Management Plan	95,055	95,055	134,074	60,000
E0802 Contrib to Other Bodies Waste Management Planning	-	-	-	-
E0899 Service Support Costs	9,760	9,760	13,398	13,827
E08 Waste Management Planning	104,815	104,815	147,472	73,827
E0901 Maintenance of Burial Grounds	20,000	20,000	20,000	18,000
E0999 Service Support Costs	3,506	3,506	3,150	3,195
E09 Maintenance of Burial Grounds	23,506	23,506	23,150	21,195
E1001 Operation Costs Civil Defence	129,800	129,800	128,300	176,300
E1002 Dangerous Buildings	-	-	-	-
E1003 Emergency Planning	71,424	71,424	69,100	69,100
E1004 Derelict Sites	-	-	-	-
E1005 Water Safety Operation	25,400	25,400	25,400	24,500
E1099 Service Support Costs	65,296	65,296	58,408	59,388
E10 Safety of Structures and Places	291,920	291,920	281,208	329,288
E1101 Operation of Fire Brigade Service	3,218,330	3,218,330	3,139,333	3,151,554
E1103 Fire Services Training	244,573	244,573	233,726	238,726
E1104 Operation of Ambulance Service	-	-	-	-
E1199 Service Support Costs	407,186	407,186	338,245	300,048
E11 Operation of Fire Service	3,870,089	3,870,089	3,711,304	3,690,328
E1201 Fire Safety Control Cert Costs	41,678	41,678	40,853	40,853
E1202 Fire Prevention and Education	104,929	104,929	101,042	99,852
E1203 Inspection & Monitoring of Commercial Facilities	54,300	54,300	52,846	52,846
E1299 Service Support Costs	91,272	91,272	84,207	163,551
E12 Fire Prevention	292,179	292,179	278,948	357,102
E1301 Water Quality Management	459,095	459,095	399,029	365,305
E1302 Licensing and Monitoring of Air and Noise Quality	-	-	-	-
E1399 Service Support Costs	175,241	175,241	163,805	167,332
E13 Water Quality, Air and Noise Pollution	634,336	634,336	562,834	532,637
E1401 Agency & Recoupable Service	-	-	-	-
E1499 Service Support Costs	119	119	139	142
E14 Agency & Recoupable Services	119	119	139	142
E Division Total	7,564,244	7,564,244	7,036,549	7,014,808

Table F - Income

Division E - Environmental Services

Income by Source	2017		2016	
	Adopted by Council €	Estimated by Chief Executive €	Adopted by Council €	Estimated Outturn €
Government Grants, Subsidies, & LPT				
Social Protection	-	-	-	-
Housing, Planning, Community & Local Government	301,500	301,500	325,800	287,000
Defence	76,000	76,000	74,500	122,500
Other Grants & Subsidies	38,000	38,000	-	-
Total Government Grants, Subsidies, & LPT	415,500	415,500	400,300	409,500
Goods & Services				
Domestic Refuse Charges	-	-	-	-
Commercial Refuse Charges	-	-	-	-
Agency Services & Repayable Works	-	-	-	-
Superannuation	65,995	65,995	60,444	58,442
Landfill Charges	-	-	-	-
Fire Charges	205,000	205,000	190,000	195,860
Local Authority Contributions	-	-	-	-
Other income	652,060	652,060	441,697	465,463
Total Goods & Services	923,055	923,055	692,141	719,765
Division 'E' Total	1,338,555	1,338,555	1,092,441	1,129,265

Table F - Expenditure

Division F - Recreation and Amenity

Expenditure by Service and Sub-Service	2017		2016	
	Adopted by Council	Estimated by Chief Executive	Adopted by Council	Estimated Outturn
	€	€	€	€
F0101 Leisure Facilities Operations	191,245	191,245	243,064	243,687
F0103 Contribution to External Bodies Leisure Facilities	-	-	-	-
F0199 Service Support Costs	8,226	8,226	7,952	8,062
F01 Leisure Facilities Operations	199,471	199,471	251,016	251,749
F0201 Library Service Operations	1,260,663	1,260,663	1,331,892	1,373,306
F0202 Archive Service	-	-	6,730	-
F0204 Purchase of Books, CD's etc.	70,000	70,000	60,000	60,000
F0205 Contributions to Library Organisations	21,785	21,785	21,785	21,785
F0299 Service Support Costs	447,565	447,565	454,694	464,442
F02 Operation of Library and Archival Service	1,800,013	1,800,013	1,875,101	1,919,533
F0301 Parks, Pitches & Open Spaces	308,000	308,000	308,740	305,879
F0302 Playgrounds	37,000	37,000	39,355	57,000
F0303 Beaches	-	-	-	-
F0399 Service Support Costs	62,660	62,660	65,153	65,527
F03 Outdoor Leisure Areas Operations	407,660	407,660	413,248	428,406
F0401 Community Grants	30,000	30,000	30,000	30,000
F0402 Operation of Sports Hall/Stadium	-	-	-	-
F0403 Community Facilities	-	-	-	-
F0404 Recreational Development	201,152	201,152	151,380	155,326
F0499 Service Support Costs	84,515	84,515	60,536	61,388
F04 Community Sport and Recreational Development	315,667	315,667	241,916	246,714
F0501 Administration of the Arts Programme	691,759	691,759	653,920	671,962
F0502 Contributions to other Bodies Arts Programme	12,000	12,000	12,000	12,000
F0503 Museums Operations	415,671	415,671	342,979	362,921
F0504 Heritage/Interpretive Facilities Operations	2,850	2,850	7,406	4,137
F0505 Festivals & Concerts	21,000	21,000	21,000	21,000
F0599 Service Support Costs	265,893	265,893	264,099	268,545
F05 Operation of Arts Programme	1,409,173	1,409,173	1,301,404	1,340,565
F0601 Agency & Recoupable Service	-	-	-	-
F0699 Service Support Costs	773	773	279	283
F06 Agency & Recoupable Services	773	773	279	283
F Division Total	4,132,757	4,132,757	4,082,964	4,187,250

Table F - Income

Division F - Recreation and Amenity

Income by Source	2017		2016	
	Adopted by Council €	Estimated by Chief Executive €	Adopted by Council €	Estimated Outturn €
Government Grants, Subsidies, & LPT				
Arts,Heritage & Gaeltacht	-	-	-	-
Social Protection	-	-	-	-
Housing, Planning, Community & Local Government	-	-	-	-
Education and Skills	-	-	-	-
Library Council	-	-	-	-
Arts Council	93,466	93,466	80,400	88,750
Other Grants & Subsidies	201,151	201,151	151,379	155,236
Total Government Grants, Subsidies, & LPT	294,617	294,617	231,779	243,986
Goods & Services				
Recreation/Amenity/Culture	-	-	-	-
Library Fees/Fines	24,500	24,500	27,000	23,926
Agency Services & Repayable Works	-	-	-	-
Superannuation	63,249	63,249	67,637	65,395
Local Authority Contributions	-	-	-	-
Other income	242,854	242,854	285,854	305,720
Total Goods & Services	330,603	330,603	380,491	395,041
Division 'F' Total	625,220	625,220	612,270	639,027

Table F - Expenditure

Division G - Agriculture, Education, Health & Welfare

Expenditure by Service and Sub-Service	2017		2016	
	Adopted by Council	Estimated by Chief Executive	Adopted by Council	Estimated Outturn
	€	€	€	€
G0101 Maintenance of Land Drainage Areas	92,529	92,529	68,766	92,529
G0102 Contributions to Joint Drainage Bodies	-	-	23,763	-
G0103 Payment of Agricultural Pensions	-	-	-	-
G0199 Service Support Costs	654	654	2,839	2,884
G01 Land Drainage Costs	93,183	93,183	95,368	95,413
G0201 Operation of Piers	-	-	-	-
G0203 Operation of Harbours	-	-	-	-
G0299 Service Support Costs	-	-	-	-
G02 Operation and Maintenance of Piers and Harbours	-	-	-	-
G0301 General Maintenance - Costal Regions	-	-	-	-
G0302 Planned Protection of Coastal Regions	-	-	-	-
G0399 Service Support Costs	-	-	-	-
G03 Coastal Protection	-	-	-	-
G0401 Provision of Veterinary Service	-	-	-	-
G0402 Inspection of Abattoirs etc	288,930	288,930	287,965	294,410
G0403 Food Safety	-	-	-	-
G0404 Operation of Dog Warden Service	115,182	115,182	103,765	108,000
G0405 Other Animal Welfare Services (incl Horse Control)	16,300	16,300	16,300	3,000
G0499 Service Support Costs	100,015	100,015	106,448	107,416
G04 Veterinary Service	520,427	520,427	514,478	512,826
G0501 Payment of Higher Education Grants	10,216	10,216	19,328	10,216
G0502 Administration Higher Education Grants	8,015	8,015	68,123	7,800
G0503 Payment of VEC Pensions	-	-	-	-
G0504 Administration VEC Pension	-	-	-	-
G0505 Contribution to Education & Training Board	-	-	-	-
G0506 Other Educational Services	-	-	-	-
G0507 School Meals	-	-	-	-
G0599 Service Support Costs	15,388	15,388	33,968	36,308
G05 Educational Support Services	33,619	33,619	121,419	54,324
G0601 Agency & Recoupable Service	-	-	-	-
G0699 Service Support Costs	-	-	-	-
G06 Agency & Recoupable Services	-	-	-	-
G Division Total	647,229	647,229	731,265	662,563

Table F - Income

Division G - Agriculture, Education, Health & Welfare

Income by Source	2017		2016	
	Adopted by Council €	Estimated by Chief Executive €	Adopted by Council €	Estimated Outturn €
Government Grants, Subsidies, & LPT				
Arts,Heritage & Gaeltacht	-	-	-	-
Education and Skills	-	-	19,328	-
Housing, Planning, Community & Local Government	2,000	2,000	2,000	1,300
Transport,Tourism & Sport	-	-	-	-
Other Grants & Subsidies	230,000	230,000	236,600	230,000
Total Government Grants, Subsidies, & LPT	232,000	232,000	257,928	231,300
Goods & Services				
Agency Services & Repayable Works	-	-	-	-
Superannuation	17,736	17,736	20,329	19,656
Contributions by other local authorities	-	-	-	-
Other income	173,931	173,931	147,365	162,000
Total Goods & Services	191,667	191,667	167,694	181,656
Division 'G' Total	423,667	423,667	425,622	412,956

Table F - Expenditure				
Division H - Miscellaneous Services				
Expenditure by Service and Sub-Service	2017		2016	
	Adopted by Council	Estimated by Chief Executive	Adopted by Council	Estimated Outturn
	€	€	€	€
H0101 Maintenance of Machinery Service	25,811	25,811	28,464	28,500
H0102 Plant and Machinery Operations	16,626	16,626	16,532	16,510
H0199 Service Support Costs	112,490	112,490	103,217	105,265
H01 Profit & Loss Machinery Account	154,927	154,927	148,213	150,275
H0201 Purchase of Materials, Stores	-	-	-	-
H0202 Administrative Costs Stores	94,147	94,147	95,562	95,445
H0203 Upkeep of Buildings, stores	-	-	-	-
H0299 Service Support Costs	32,689	32,689	34,696	35,499
H02 Profit & Loss Stores Account	126,836	126,836	130,258	130,944
H0301 Administration of Rates Office	243,946	243,946	227,000	188,921
H0302 Debt Management Service Rates	181,315	181,315	138,736	195,403
H0303 Refunds and Irrecoverable Rates	1,571,156	1,571,156	2,042,257	2,039,682
H0399 Service Support Costs	188,546	188,546	129,344	132,118
H03 Administration of Rates	2,184,963	2,184,963	2,537,337	2,556,124
H0401 Register of Elector Costs	72,001	72,001	65,155	74,000
H0402 Local Election Costs	-	-	-	-
H0499 Service Support Costs	22,958	22,958	25,391	25,743
H04 Franchise Costs	94,959	94,959	90,546	99,743
H0501 Coroner Fees and Expenses	130,228	130,228	129,860	124,000
H0502 Operation of Morgue	-	-	-	-
H0599 Service Support Costs	24,077	24,077	25,439	22,326
H05 Operation of Morgue and Coroner Expenses	154,305	154,305	155,299	146,326
H0601 Weighbridge Operations	-	-	-	-
H0699 Service Support Costs	-	-	-	-
H06 Weighbridges	-	-	-	-
H0701 Operation of Markets	-	-	-	-
H0702 Casual Trading Areas	5,994	5,994	5,962	4,950
H0799 Service Support Costs	2,139	2,139	4,395	4,492
H07 Operation of Markets and Casual Trading	8,133	8,133	10,357	9,442
H0801 Malicious Damage	63,487	63,487	63,487	-
H0899 Service Support Costs	-	-	-	-
H08 Malicious Damage	63,487	63,487	63,487	-

Table F - Expenditure				
Division H - Miscellaneous Services				
Expenditure by Service and Sub-Service	2017		2016	
	Adopted by Council	Estimated by Chief Executive	Adopted by Council	Estimated Outturn
	€	€	€	€
H0901 Representational Payments	301,032	301,032	301,032	301,032
H0902 Chair/Vice Chair Allowances	24,000	24,000	24,000	24,000
H0903 Annual Allowances LA Members	90,747	90,747	90,747	90,747
H0904 Expenses LA Members	42,600	42,600	42,600	42,600
H0905 Other Expenses	77,000	77,000	77,000	78,863
H0906 Conferences Abroad	8,000	8,000	8,000	3,500
H0907 Retirement Gratuities	-	-	-	-
H0908 Contribution to Members Associations	16,400	16,400	16,000	16,400
H0909 General Municipal Allocation	-	-	-	-
H0999 Service Support Costs	187,372	187,372	169,518	170,033
H09 Local Representation & Civic Leadership	747,151	747,151	728,897	727,175
H1001 Motor Taxation Operation	385,978	385,978	428,162	403,193
H1099 Service Support Costs	177,755	177,755	203,723	207,985
H10 Motor Taxation	563,733	563,733	631,885	611,178
H1101 Agency & Recoupable Service	903,757	903,757	638,171	554,789
H1102 NPPR	137,775	137,775	136,066	831,820
H1199 Service Support Costs	280,736	280,736	212,785	215,462
H11 Agency & Recoupable Services	1,322,268	1,322,268	987,022	1,602,071
H Division Total	5,420,762	5,420,762	5,483,301	6,033,278
Overall Total	57,891,649	57,891,649	56,204,519	54,676,332

Table F - Income

Division H - Miscellaneous Services

Income by Source	2017		2016	
	Adopted by Council €	Estimated by Chief Executive €	Adopted by Council €	Estimated Outturn €
Government Grants, Subsidies, & LPT				
Social Protection	-	-	-	-
Housing, Planning, Community & Local Government	244,143	244,143	198,192	183,693
Justice & Equality	-	-	-	-
Agriculture, Food & the Marine	-	-	-	-
Non Dept HFA and BMW	-	-	-	-
Other Grants & Subsidies	100,000	100,000	110,000	100,000
Total Government Grants, Subsidies, & LPT	344,143	344,143	308,192	283,693
Goods & Services				
Agency Services & Repayable Works	-	-	-	-
Superannuation	93,652	93,652	101,240	97,884
NPPR	425,598	100,000	100,000	850,000
Contributions by other local authorities	161,607	161,607	100,796	100,796
Other income	961,084	961,084	477,111	480,611
Total Goods & Services	1,641,941	1,316,343	779,147	1,529,291
Division 'H' Total	1,986,084	1,660,486	1,087,339	1,812,984
Overall Total	35,180,862	34,855,264	33,426,831	31,919,083

Appendix 1**SUMMARY OF CENTRAL MANAGEMENT CHARGE FOR YEAR 2017**

Description	2017 €	2016 €
Area Office Overhead	1,009,272	1,022,384
Corporate Affairs Overhead	784,833	792,767
Corporate Buildings Overhead	742,054	710,994
Finance Function Overhead	721,031	670,893
Human Resource Function Overhead	1,048,624	901,463
IT Services Overhead	875,602	693,369
Print & Post Room Service Overhead	119,182	122,757
Pension & Lump Sum Overhead	3,722,249	3,550,615
Total Expenditure Allocated to Services	9,022,847	8,465,242

Appendix 2


SUMMARY OF LOCAL PROPERTY TAX ALLOCATION FOR YEAR 2017

Description	2017	2017
	€	€
Discretionary		
Discretionary Local Property Tax (Table A)	9,480,501	
	<hr/>	9,480,501
Self Funding - Revenue Budget		
Housing & Building	-	
Roads, Transport, & Safety	-	
	<hr/>	-
Total Local Property Tax - Revenue Budget		<hr/> 9,480,501
Self Funding - Capital Budget		
Housing & Building	-	
Roads, Transport, & Safety	-	
	<hr/>	
Total Local Property Tax - Capital Budget		<hr/> -
Total Local Property Tax Allocation (Post Variation)		<hr/> 9,480,501

CERTIFICATE OF ADOPTION

I hereby certify that at the budget Meeting of Cavan County Council held on 25th day of November 2016 and adjourned to the 29th day of November 2016, the Council by resolution adopted for the financial year ending on the 31st day of December 2017 the budget set out in Tables A to F and by resolution determined in accordance with the said budget the rate set out in Table A to be the annual rate on valuation to be levied for that year for the purposes set out in those Tables.

Signed


Cathaoirleach

Countersigned


Chief Executive

Dated this 29th day of November 2016